

DATE: August 14, 2023
TO: SAA Board of Directors
FROM: Tim Rogers and Shelli Swanson
SUBJECT: **August 16, 2023, SAA Regular Board Meeting**

Enclosed are items for your review prior to Wednesday's meeting. Please note that the meeting will be held in the **first-floor conference room, Hangar 600, 2720 Arnold Ct.** A map showing the location of Hangar 600 is enclosed in your board meeting packet. The meeting is also available via the following GoTo link.

<https://meet.goto.com/salinaairport/salina-airport-authority-board-meeting>

Wednesday's meeting will feature discussion concerning the following Airport Authority **STARS** objectives:

- New fuel farm construction
- The purchase of new airfield snow and ice removal equipment
- Construction of new GA aircraft storage hangars
- K-AIRES Center design and construction
- AIM Center grant funding and start up
- 2024 budget preparation
- Airport Authority strategic planning and staff succession planning

Please note the following agenda item comments.

We have received a Federal Aviation Administration (FAA) \$2,341,271 grant offer to help fund the construction of a new Salina Airport (SLN) aviation fuel storage facility (fuel farm). The grant offer is less than hoped for, but not insignificant. It is important to keep in mind that initial fuel farm discussions assumed that no FAA grant funds would be available. In 2021 SLN became eligible for a limited FAA Military Airport Program (MAP) grant. The total MAP grant program is limited to approximately \$7M per year and grants rarely exceed \$2M per airport. A MAP grant funded \$300K of the \$378,057 fuel farm design cost. For fuel farm construction, the maximum grant amount that the FAA can offer is \$2,341,271. I'm confident the FAA Central Region Airports Division Staff made every effort to secure additional MAP grant funds. The use of grant funds available through other FAA programs is not possible due to the restrictions associated with the other various airport improvement grant programs. Each program is funded by separate "buckets of money" that can't be used for MAP grant projects.

Now comes the frustration of FAA grant funding. The SAA has been informed that \$1,599,592 in AIP grant funds sources from a separate "bucket of money" is available for the purchase of airport snow removal equipment. When asked if the funds can be used for the fuel farm construction projects the answer was "no."

We do have good news concerning the construction of new general aviation (GA) aircraft storage hangars. Maynard has completed the process of obtaining bids for all construction components and will report on the project budget and construction schedule. The significant cost variance was for site work and concrete for the 13 hangar units.

I have started drafting the lease purchase agreement for the Kansas Advanced Immersive Research for Emergent Systems (K-AIRES) Center. The agreement will provide for the use of Airport Authority leasehold revenue bonds for the construction of the 58,451 SF, \$40M building that will become home for the K-AIRES Center. The initial K-AIRES business partner will be Pure Imagination Labs (formerly Tyrell Corporation).

The task force for the Airport Authority's Aviation Innovation and Maintenance (AIM) Center of Excellence met for the first time on August 27. I'm confident that the AIM Center team will stand up an effective means to recruit and train a skilled aviation maintenance work force.

The next step in preparing the Airport Authority's 2024 budget will be to finalize our 2024 capital expenditures budget. The 2024 capital expenditures budget will reflect the Authority's 2024 STARS goals.

Agenda Item #5 – Airport Activity Reports and Financial Statement Reports for the Month Ending July 31, 2023 (Rogers and Swanson)

Airport Activity – Air Traffic (Rogers)

The Salina air traffic control tower (ATCT) recorded 6,791 operations during July 2023 which was a 47% increase as compared to the July 2022 total of 4,613. For the year-to-date, a total of 50,043 operations have occurred at Salina Airport which is 28% more than the June 2022 YTD total of 39,077. **The difference in air traffic count is due the last year's Runway 17/35 resurfacing project that resulted in fewer aircraft operations during the construction project and closure of the runway.**

Airport Activity – Fuel Flowage (Rogers)

The July 2023 fuel flowage came in at 137,603 gallons which was 32% more than the July 2022 total of 104,328 gallons. For the year-to-date, a total of 1,177,214 gallons have been delivered at the Airport which is 12% less than the July 2022 YTD total of 1,334,805 gallons. **Last year's Runway 17/35 closure also resulted in lower fuel sales.**

Airport Activity – Passenger Enplanements (Rogers)

During July 2023 SkyWest enplaned 1,558 passengers, which was a 28% decrease over the July 2022 total of 2,157 passengers. The July 2023 total passenger count was 3,037 which was a 31% decrease as compared to the July 2022 total of 4,416. Total July 2023 YTD passenger enplanements on SkyWest flights totaled 9,250 which was a 25% decrease as compared to the July 2022 YTD total of 12,327. **The DEN and ORD schedule changes will result in higher passenger enplanements through the end of 2023.**

Financial Reports – Comments and Notes (Swanson)

Highlights from the July 2023 financials include:

- Unrestricted cash in bank at \$1,730,342 (Cash in bank operating funds less security deposits returnable.)
- Total YTD income came in \$48,079 over the same period in 2022 (3%) and is tracking \$119,002 ahead of 2023 budget projections.
- Total operating expenses came in 4% under budget and are down 2% from 2022 or \$36,514 less.
- Net operating income before depreciation equaled \$212,944 YTD at the end of July.

The disbursements from the 2022-1 GO Temporary Note project fund account during July are included as a separate report in the enclosed financial statements.

Financial Reports – July 2023 Significant Expenditures/Payables Report Enclosed

Financial Reports – Accounts Receivable Past Due 31 days or more as of August 14, 2023 (Swanson)

Account	Amount	Days	Comments
AGCO Corporation	\$2,933	>90	Building rental & finance charges
Allegiant Air Charter	\$1,302	31-60	Landing Fees & ARFF coverage
Enel Green Power	\$4,580	31>90	Building rental & finance charges
Enterprise Rent-A-Car	\$200	31-60	Facility fee
Kansas Military Board	\$2,166	31>90	Building rental
Millenium Inc.	\$465	31-60	Land rental
Sherwin Williams Company	\$3,292	31-90	Utility reimbursement

Short-term Leasing Activity

On August 3, 2023, the SAA entered into a 23-day agreement with the 34th Weapons Squadron from Nellis AFB for the leasing of a portion of Hangar 600. The 34th WPS is a regular FOL customer at SLN. This agreement will generate \$30,660 in hangar and equipment rental revenue.

Agenda Item #6 – Consideration of a \$2,341,271 Federal Aviation Administration Airport Improvement Program Grant Offer for Fuel Farm Construction. (Rogers and Swanson)

Even though the FAA grant offer is less than expected, the Airport Authority can proceed with the construction of a new fuel farm. An airport fuel farm is a critical part of an airport’s infrastructure on par with the importance of a runway. The current fuel farm was built in 1953 and no longer meets aviation industry standards for the storage and delivery of aviation fuels. Also, the current fuel farm is not environmentally sustainable and lacks the capacity to store sustainable aviation fuels (SAF). Replacement of the current fuel farm is an essential capital improvement project.

Initial planning for a new fuel farm was started with the Airport Authority’s 2014 Airport Master Plan Update. The Master Plan update forecasted the need for a new 250,000-gallon fuel farm and noted that new fuel farm construction would not be eligible for FAA grant funding. The report did recommend that the new fuel farm be constructed at the site of the existing 1953 fuel farm.

Planning for a new fuel farm construction started in 2021 with the knowledge that FAA grant funding may not be available. During preliminary design the Airport Authority’s application for FAA MAP grant funding was accepted. As noted earlier, FAA MAP grant funding is small as compared to other FAA grant funding “buckets of money.” FAA MAP grant funding did pay for 79% (\$300K) of the new fuel farm

\$378,057 design cost. Due to the limited funds available for FAA MAP grants, the FAA is only offering \$2,341,271 for fuel farm construction.

It is important to note that all other FAA airport improvement grant programs state that fuel farm construction projects are ineligible for funding. The MAP program is the only FAA program that lists airport fuel farms as an eligible project. The FAA is prohibited from taking available funds from another program and applying those funds to a MAP fuel farm project. The \$2,341,271 grant offer is the maximum amount of federal assistance that is currently available.

The initial new fuel farm design was for a 232,000-gallon facility. When it became apparent that construction costs were going to exceed estimates the project base bid was scaled down to a 152,000-gallon facility. A 152,000-gallon fuel farm will provide storage for 12,000 gallons of Avgas, 120,000 gallons of Jet A, and 20,000 gallons for defueling. This is the minimum amount of fuel storage needed because an average of 2.35 million gallons of aviation fuel (primarily Jet A) is delivered at SLN each year. The annual average total breaks down to 195,000 gallons per month and 6,500 gallons per day. It takes an average of three hundred 8,000-gallon fuel transports per year to deliver aviation fuel to SLN. With 120,000 gallons of new Jet A storage capacity, Avflight will be able to increase the amount of Jet A stored for a 7 – day reserve needed to accommodate fuel delivery delays.

Separate storage for sustainable aviation jet fuel (SAF) will be deferred until a later time. The fuel farm base bid retained the capacity to store and recertify jet fuel offloaded from jet aircraft. The capability to defuel jets and recertify the fuel eliminates the need to dispose of jet fuel as a hazardous waste.

A new SLN fuel farm will meet current FAA, airline, DoD, EPA, KDHE, NFPA guidance, standards, regulations, requirements, and fire codes without exceptions or waivers. A new SLN fuel farm will reduce the risk of aviation fuel water contamination.

The Airport Authority has two options to consider. The first is to not accept the FAA's grant offer and not build a new fuel farm. This option results in the need to continue to operate an obsolete fuel farm. Of significant concern is that the existing fuel farm's underground storage tanks (USTs) must be annually permitted by KDHE. Not accepting the FAA's grant offer does not eliminate the need to build a new SLN fuel farm. Keep in mind that we have developed a good design for a new fuel farm with above ground storage tanks (ASTs) and the bids received are consistent with a comparable project.

This past March, the Metropolitan Topeka Airport Authority (MTAA) approved the construction of a new Forbes Field (FOE) fuel farm at a cost of \$10.2M. The MTAA is replacing a 1950's former USAF fuel farm identical to our former USAF fuel farm. The new FOE fuel farm will be a 132,000-gallon AST facility.

The second option is to accept the FAA's grant offer and proceed with new fuel farm construction. The Airport Authority has received a good bid for the new fuel farm construction and the cost of construction will never be less. The total cost for fuel farm construction based on bids received is \$8,527,466. FAA grants funds reduce the total project cost by \$2,341,271. The FAA grant application was for \$7,498,216. The SAA had previously budgeted \$2,325,000 on G.O. bond debt financing for the project local share and ineligible project costs. The FAA's ultimate grant offer results in a project funding shortfall of \$3,699,825 on the construction of the new fuel facility.

General obligation temporary notes would provide the additional funding needed for new fuel farm construction and all associated work such as the removal of the existing fuel farm USTs and utility lines relocations. The total cost of new fuel farm construction, including utility line relocations, UST removal and ground soil remediation is \$9,921,271.

Issuing general obligation temporary notes will allow the SAA to start construction of the new facility and

give us time to project and allocate additional rental income towards the long-term financing of the facility. Components of revenue will include 1.) increased fuel flowage fees attributable to a scheduled Oct. 2023 increase in the fuel flowage fees charged to all operators for fuel delivered on the field; 2.) increased revenue associated with an increase in total fuel delivered to aircraft on the field; and 3.) revenue derived from the leasing of the fuel facility by Avflight.

Proceeding with the new fuel farm project will require the following Airport Authority board actions.

1. Accept the FAA's \$2,341,271 grant offer.
2. Award the \$7,985,013 fuel farm construction contract to American Environmental Aviation
3. Adopt SAA Resolution No. 23-12 providing for the issuance of up to \$5M in temporary general obligation notes.

The \$5M general obligation temporary notes is a not to exceed authorization. The final amount may be less based on final sizing and temporary notes interest rate.

Financial advisor Dave Arteberry and bond counsel Mitch Waters will attend the meeting to provide an overview of the temporary note financing process. Enclosed is a full summary of the fuel farm construction budget.

Recommendation: Acceptance of the FAA's \$2,341,271 grant offer, award the \$7,985,013 fuel farm construction bid to American Environmental Aviation and adopt SAA Resolution No. 23-12.

Agenda Item #7 – Report on the Availability of \$1, 599,592 in Federal Aviation Administration Airport Improvement Program Grant Funds for the Purchase of Airport Snow Removal Equipment. (Rogers and Swanson)

At the meeting we will provide you with an overview of the availability of \$1,599,592 in FAA grant funds for the purchase of two new airport snowplows. The FAA's grant funding will cover 90% of the estimated cost of \$1.78M to purchase airport snowplows specifically designed for the unique snow and ice conditions at airports. The new snowplows will meet FAA specifications and enable Airport Authority staff to meet aviation safety standards associated with airfield snow removal. A final grant offer will be submitted to the SAA after the receipt of bids for the new snowplows.

Agenda Item #8 – Review of the General Aviation (GA) Hangar Construction Budget and Schedule.

(Cunningham and Swanson)

Below is a summary of contractors selected for construction of the GA C-Hangars at SLN.

Work Item	Qty	Unit Cost	Estimated Construction Cost	Actual Cost	Variance	Selected Contractor
Box Hangars	13	\$138,462	\$1,800,000	\$1,800,000	\$0	Bret Givens Construction
Box Hangars CO No. 1 (relocation of the 60' hangars)	1	\$15,306	\$15,306	\$15,306	\$0	Bret Givens Construction
Sitework, Concrete	13	\$30,000	\$390,000	\$679,384	\$289,384	Prairie Landworks
Sitework (clearing along Jumper Road)	1	\$50,000	\$50,000	\$16,245	(\$33,755)	Prairie Landworks
Electric service	13	\$0	\$0	\$0	\$0	Everygy
Electrical	13	\$17,500	\$227,500	\$217,172	(\$10,328)	Precision Electrical
Asphalt Taxilane	13	\$25,700	\$334,100	\$224,610	(\$109,490)	APAC
Survey/Engineering	13	\$2,000	\$26,000	\$12,000	(\$14,000)	Earles Engineering
Permits	13	\$400	\$5,200	\$5,200	\$0	SAA
Fence Relocation	13	\$1,200	\$15,600	\$14,320	(\$1,280)	Prairie Landworks/ Dellinger Temp Fence
P-Hangar Demolition	9	\$0	\$0	\$0	\$0	
Contingency	0.49%	\$1,365	\$14,003	\$14,003	\$0	SAA
TOTAL		\$281,932	\$2,877,709	\$2,998,240	\$120,531	

Proposals were received from multiple contractors for the sitework, concrete, electrical, taxilane, and fence relocation.

Pending receipt of the City of Salina building permit, sitework is expected to begin in September. Construction completion is scheduled by April 17, 2024. This project is partially funded with FEMA funds resulting from the December 15, 2021, windstorm damage to the P-Hangars located at this site. FEMA requirements include Salina Airport Authority Board approval of the above contractor proposals.

Agenda Item #9 – Review of the K-AIRES Center Project Financing and Construction Plans.

(Rogers and Swanson)

At the meeting I'll provide you with an overview of the process to finance and construction the K-AIRES Center. As a reminder the K-AIRES Center will be located on the K-State Salina campus and will be a 58,400 SF, \$40M facility that will house Pure Imagination Labs who is a global leader in advanced imaging, virtual reality, artificial intelligence, and simulation. The K-AIRES Center's innovative technology will support the film production industry, digital media productions, advanced manufacturing, the global aerospace industry, and the U.S. military.

Agenda Item #10 – Salina Regional Airport AIM Center Steering Committee and Start-up Update. (Dreiling)

Lindsey Dreiling will provide you with an update on the startup of the AIM Center. The steering committee is at work preparing for the first AIM Center class. Key committee lines of effort are curriculum development and equipment acquisition. We'll also provide you with an overview of the agreement with the Salina Area Chamber of Commerce for AIM Center administration, recruitment, and marketing services.

Agenda Item #11 – Review of the Airport Authority's 2024 Capital Expenditures Budget. (Swanson)

At the meeting Shelli will review the current list of capital expenditure projects that will be a component of the SAA's 2024 Operating Plan and Budget.

Agenda Item #12 – Executive Session. (Rogers and Dreiling)

During an executive session Lindsey and I will review the results of interviews with applicants for deputy executive director's position.

Please let me know if you had questions that you would like me to prepare for prior to the board meeting.

SALINA AIRPORT AUTHORITY REGULAR BOARD MEETING
Hangar H600, First Floor Conference Room
2720 Arnold Court

August 16, 2023 – 8:00 AM

AGENDA

Call to Order: (Roberg)

1. Determine that a quorum is present and confirm that a meeting notice has been published. (Windhorst)
2. Recognition of guests. (Roberg)
3. Additions to the agenda and agenda overview. (Rogers)

Action Items: (Roberg)

4. Approval of the minutes of the July 19, 2023, regular board meeting. (Roberg)
5. Review of airport activity and financial reports for the month ending July 31, 2023. (Rogers and Swanson)
6. Consideration of a \$2,341,271 Federal Aviation Administration, Military Airport Program grant offer for fuel farm construction. (Rogers and Swanson)
7. Report on the availability of a \$1,599,592 in Federal Aviation Administration airport improvement grant funds for the purchase of airfield snow removal equipment. (Swanson and Cunningham)
8. Review of the GA hangar construction budget and schedule. (Cunningham)
9. Review of the K-AIRES Center project financing and construction plans. (Rogers and Swanson)
10. An update on the start up of the SLN Aviation Innovation and Maintenance Center of Excellence (AIM Center). (Dreiling)
11. Review of the Airport Authority's calendar year 2024 capital expenditures budget. (Swanson)

Staff Reports: (Rogers)

Directors' Forum: (Roberg)

Visitor's Questions and Comments: (Roberg)

Announcements: (Windhorst)



Executive Session: (Roberg)

12. An executive session of the board of directors to discuss matters of non-elected personnel.
(Rogers)

I move that the Salina Airport Authority board of directors' recess into executive session for twenty (20) minutes to discuss the subject of applicants for the position of deputy executive director and matters affecting the privacy interests of other individual employees based upon the need to discuss personnel matters of non-elected personnel pursuant to K.S.A. 75-4319(b)(1). The open meeting will resume in this room at ____ AM.

Adjournment: (Roberg)

**MINUTES OF THE REGULAR MEETING OF THE BOARD
OF DIRECTORS OF THE SALINA AIRPORT AUTHORITY
JULY 19, 2023
HANGAR 600, ROOM 100**

Call to Order

Chair Tod Roberg called the meeting to order at 8:00 A.M. and confirmed that a quorum was present. Business and Communications Manager Kasey Windhorst noted the board packet was distributed and published on Friday, July 14, 2023.

Attendance

Attendance was taken. Present were Directors Roberg, Carlin (via VTC), Gunn, O'Brien and Boos. Executive Director Tim Rogers; Director of Administration and Finance Shelli Swanson; Director of Facilities and Construction Maynard Cunningham; Business and Communications Manager Kasey Windhorst; Airport Administration Specialist Michelle Moon; and Attorney Greg Bengtson attended. Guests were Jami Benyshek, AdamsBrown (via VTC); Lindsey Dreiling, Dreiling Aviation Services; Cody Heiman, First Bank Kansas; Mitch Robinson, Salina Community Economic Development Organization; and Saline County Commissioner Bob Vidricksen (via VTC).

Agenda

Executive Director Rogers provided an overview of the agenda and stated no additions to the agenda.

Minutes

Director Gunn moved to approve the minutes of the June 21, 2023 regular board meeting as

presented. Director Boos seconded the motion. Motion carried 5 – 0.

Airport Activity

Rogers reviewed the air traffic, fuel flowage and enplanement reports for the month of June. The market report, submitted by Gary Foss, Arkstar, provided the key performance indicators such as traffic, fares, operations, and schedule changes. K-State posted the highest number of flights this summer in the program's history. Enplanements for 2023 year-to-date remain below 2022 year-to-date due to the tag with Hays. However, SLN is SkyWest's best performing tagged United Express market, and second overall performer.

Financial Review

Swanson provided a review of financial activity ending June 30, 2023. Total assets are up year-over-year by 21%. Unrestricted cash in the bank is at \$1.288M. The sale of the 2023 GO bonds closed in June. Total liabilities were up 12% over June 2022. Rental revenue year-to-date is up 7% over 2022 and fuel flowage revenue is up 3% over budget projection. Administrative expenses and maintenance expenses are under budget for the month. Net operating income before depreciation is \$217,572. Swanson discussed the 10-year Operating Revenue and Expenses trend analysis. Swanson reviewed the significant capital expenditures and disbursements from the 2021-1 and 2022-1 GO Temp note project fund accounts during the month of June. Chair Roberg directed staff to file the financials for audit.

Essential Air Service

Rogers reviewed the status of the bids received by the USDOT for Essential Air Service at Salina. The USDOT deemed neither bid was viable and extended SkyWest's contract through the end of

the year. Rogers discussed the proposed public comment responses to USDOT. O'Brien moved to approve the draft of the USDOT community comments letter from the Salina Airport Authority, seconded by Gunn. Motion passed 5 – 0.

2022 Annual Comprehensive Financial Report (ACFR)

The 2022 Annual Comprehensive Financial Report was presented to the Salina Airport Authority board. Swanson stated that the Annual Comprehensive Financial Report is available on the SAA website at <https://www.salinaairport.com/media/37124/2022-acfr-web.pdf>. Swanson introduced Jami Benyshek, CPA, AdamsBrown. Swanson stated that AdamsBrown was engaged to provide an independent review of the financial statements. Per the Independent Auditor's Report statement from AdamsBrown,

In our opinion, the financial statements referred to above present fairly, in all material respects, the respective financial position of the business-type activities of Salina Airport Authority as of December 31, 2022 and 2021, and the respective changes in financial position and, where applicable, cash flows thereof for the years then ended in accordance with accounting principles generally accepted in the United States of America.

Swanson and Benyshek reviewed the results of the audit report. Swanson noted upcoming changes to GASB regulations for 2024.

2024 GO Bond Debt Service Schedule

Swanson provided the Bond and Interest Fund Mill Levy Projection report to the board which incorporated the update of assessed valuations for the 2023 Mill Levy. Rogers reviewed the G.O. bond debt service schedule and mill levy requirements.

Intent to Exceed the Revenue Neutral Rate for 2023 Mill Levy for the Budget Year 2024

Rogers reviewed the required process for the intent to exceed the Revenue Neutral Rate. The SAA's 2022 certified mill levy rate is 4.968 generating an estimated \$2,732,871. The projected 2023 mill levy rate is 6.3042 that would generate an estimated \$3,488,837. A notice of intent also sets a date for a public hearing to provide an opportunity for public comment concerning the SAA's 2024 mill levy budget. The date of this year's public hearing would be August 30, 2023.

Director Gunn moved that the board approve the Notice of Revenue Neutral Intent certification to be submitted to the Saline County Clerk and authorize Chair Roberg to sign the notice. Director Carlin seconded the motion. Carried 5 – 0.

Transfer of Land to Salina Area Technical College

Rogers reviewed action by the board at the March 10, 2021 meeting, regarding the transfer of Lot 8 and Lot 9 to the Salina Area Technical College for construction of new buildings. SATC has successfully secured funding for the design and construction of the new building. Lot 9 is needed for utilities that will serve the future expansion. Director Boos moved to approve the transfer of Lot 9, Block 4, Schilling Subdivision No. 5, City of Salina (1.72 acres) to the Salina Area Technical College for the construction of a new building for the Industrial Maintenance and Automation Program by means of a Kansas Warranty Deed. Director O'Brien seconded the motion. The vote carried unanimously.

2024 Goals by Core Values (STARS)

Rogers and Dreiling presented the 2024 STARS goals overview and prioritized goals. The prioritized list includes the top 15 goals for 2024. Rogers noted the addition of goal #13 regarding support of the Kansas Air Service Development Fund.

Staff Reports

Rogers announced the award from FAA's discretionary fund of \$1M for the purchase of Snow Removal Equipment (SRE). This project is a STARS (Safety) goal, replacing two 1970's era plows. Rogers also reviewed the other planned 2024 projects including Fuel Farm and Runway 12/30.

Executive Session

At 9:22 A.M., Director O'Brien made the following motion:

I move that the Salina Airport Authority board of director's recess into executive session for fifteen (15) minutes to discuss the subject of applicants for the position of deputy executive director and matters affecting the privacy interests of other individual employees based upon the need to discuss personnel matters of non-elected personnel pursuant to K.S.A. 75-4319(b)(1).

The open meeting will resume in this room at 9:37 A.M.

Director Gunn seconded the motion. The motion passed unanimously.

The open meeting resumed at 9:37 A.M.

There was no board action following the executive session.

Director Boos moved to adjourn, seconded by Director Gunn. The meeting was adjourned at 9:38 A.M. following a unanimous vote.

Minutes approved at the August 16, 2023 board meeting.

Kasey L. Windhorst, Board Clerk

(SEAL)

DRAFT

**SALINA AIRPORT AUTHORITY
AIRPORT ACTIVITY REPORT
2023**

AIR TRAFFIC/ATCT

July, 2023	6,791 Operations 661 Instrument Operations 440 Peak Day
July, 2022	4,613 Operations 602 Instrument Operations 450 Peak Day
January 2023 - July2023	50,043 Operations
January 2022 - July2022	39,077 Operations
January 2021 - July2021	47,354 Operations

FUEL FLOWAGE

July, 2023	137,603 Gallons
July, 2022	104,328 Gallons
January 2023 - July2023	1,177,214 Gallons
January 2022 - July2022	1,334,805 Gallons
January 2021 - July2021	1,165,146 Gallons

KSU-S	Avflight Salina	Avflight	
		Military/Gov't Portion	Self-fuel Station Portion
13,120	124,484	29,108	195
10,239	94,088	11,542	466
76,021	1,101,194	328,553	1,800
72,840	1,261,965	399,158	2,480
70,595	1,094,551	238,440	2,909

SkyWest Airlines

July, 2023	1,558 Passengers
July, 2022	2,157 Passengers
January 2023 - July2023	9,250 Passengers
January 2022 - July2022	12,327 Passengers
January 2021 - July2021	8,646 Passengers

ENPLANEMENTS

DEPLANEMENTS

TOTAL

ENPLANEMENTS - Charter Flights

July, 2023	0 Passengers
July, 2022	0 Passengers
January 2023 - July2023	462 Passengers
January 2022 - July2022	2,198 Passengers
January 2021 - July2021	862 Passengers

TOTAL ENPLANEMENTS - Scheduled Flights & Charter Flights

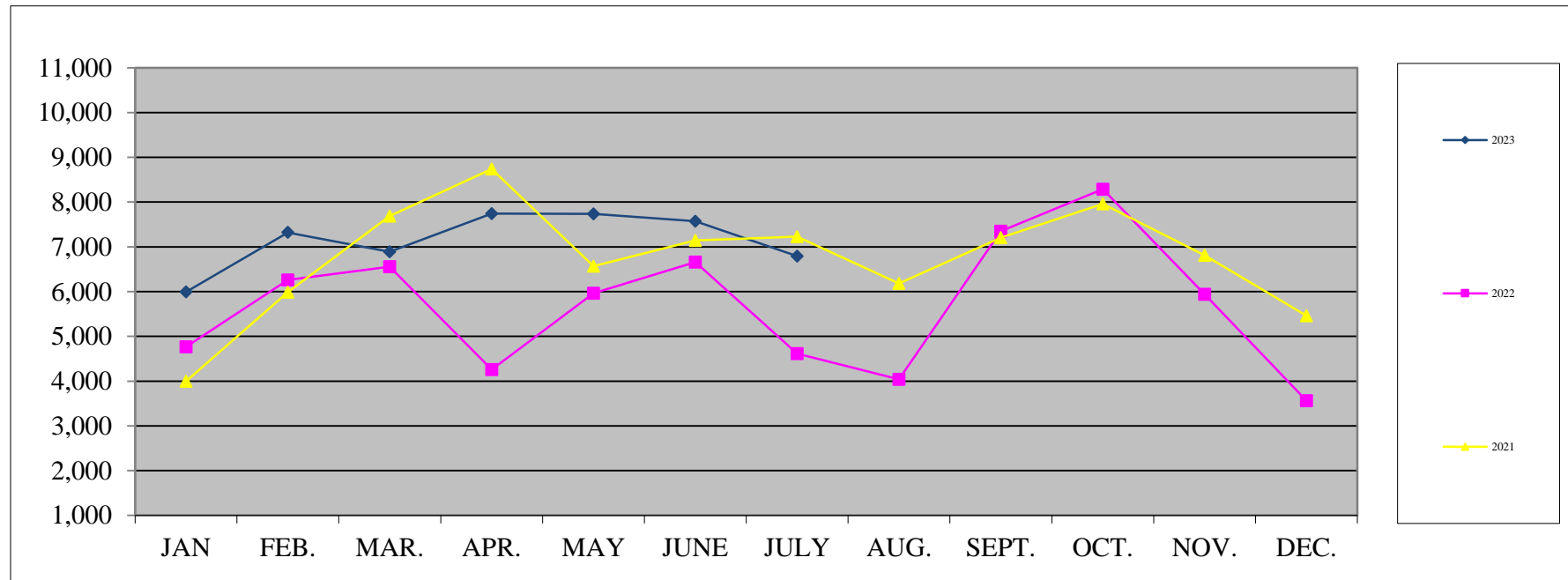
July, 2023	1,558 Passengers
July, 2022	2,157 Passengers
January 2023 - July2023	9,712 Passengers
January 2022 - July2022	14,525 Passengers
January 2021 - July2021	9,508 Passengers

AIRPORT TRAFFIC RECORD
2022 - 2023

	ITINERANT					LOCAL			Total Operations
	AC	AT	GA	MI	Total Itinerant	Civil	Military	Total Local	
2023									
January, 23	125	1,650	655	267	2,697	3,018	278	3,296	5,993
February, 23	130	2,351	701	299	3,481	3,615	224	3,839	7,320
March, 23	138	1,757	652	349	2,896	3,766	228	3,994	6,890
April, 23	130	2,074	759	348	3,311	4,246	186	4,432	7,743
May, 23	128	1,893	898	341	3,260	4,184	290	4,474	7,734
June, 23	133	1,930	856	373	3,292	4,010	270	4,280	7,572
July, 23	130	1,553	842	252	2,777	3,780	234	4,014	6,791
August, 23									
September, 23									
October, 23									
November, 23									
December, 23									
Totals January - July	914	13,208	5,363	2,229	21,714	26,619	1,710	28,329	50,043
2022									
January, 22	124	1,618	610	156	2,508	2,062	194	2,256	4,764
February, 22	128	2,269	680	151	3,228	2,974	58	3,032	6,260
March, 22	131	2,009	722	329	3,191	3,188	178	3,366	6,557
April, 22	176	1,876	616	151	2,819	1,381	58	1,439	4,258
May, 22	186	1,617	711	176	2,690	3,093	182	3,275	5,965
June, 22	178	1,782	749	450	3,159	3,209	292	3,501	6,660
July, 22	148	1,508	773	88	2,517	2,040	56	2,096	4,613
August, 22									
September, 22									
October, 22									
November, 22									
December, 22									
Totals January - July	1,071	12,679	4,861	1,501	20,112	17,947	1,018	18,965	39,077
Difference	-157	529	502	728	1,602	8,672	692	9,364	10,966
YTD % Change	-15%	4%	10%	49%	8%	48%	68%	49%	28%
Legend:	AC: Air Carrier		AT: Air Taxi						
	GA: General Aviation		MI: Military						

AIR TRAFFIC

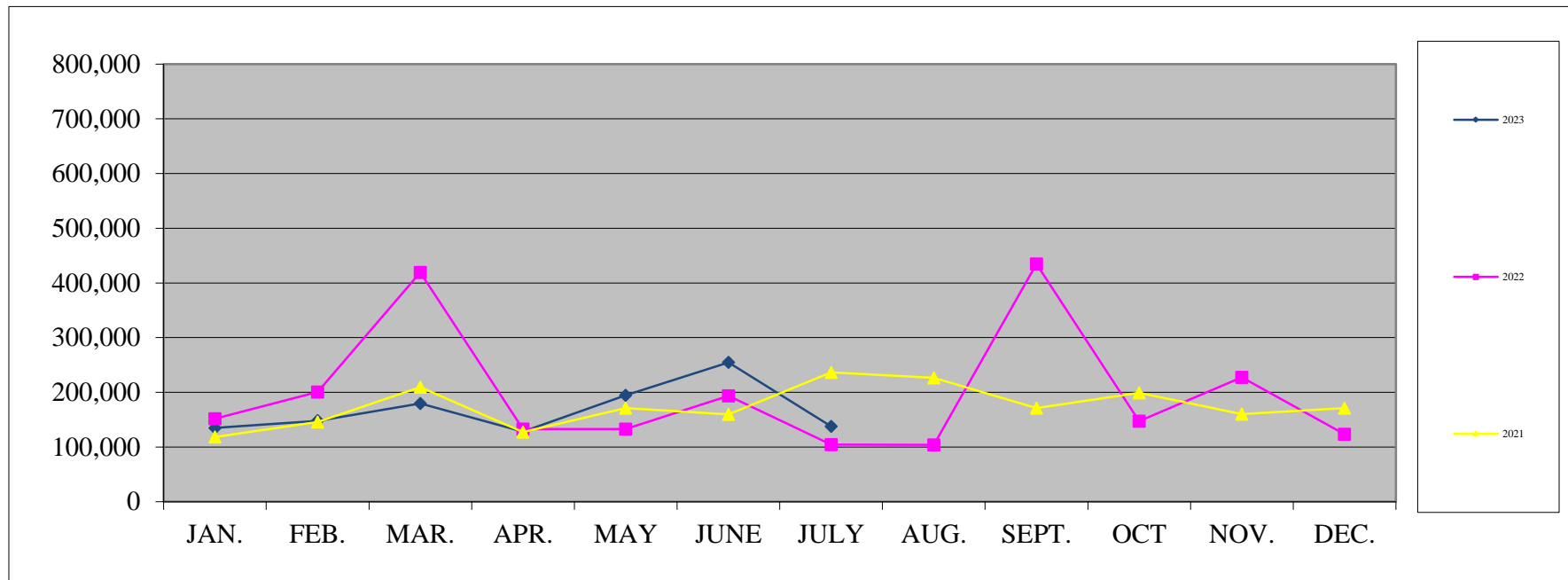
	<u>JAN</u>	<u>FEB.</u>	<u>MAR.</u>	<u>APR.</u>	<u>MAY</u>	<u>JUNE</u>	<u>JULY</u>	<u>AUG.</u>	<u>SEPT.</u>	<u>OCT.</u>	<u>NOV.</u>	<u>DEC.</u>	<u>TOTAL</u>
2023	5,993	7,320	6,890	7,743	7,734	7,572	6,791	4,040	7,352	8,289	5,940	3,564	50,043
2022	4,764	6,260	6,557	4,258	5,965	6,660	4,613	4,040	7,352	8,289	5,940	3,564	68,262
2021	3,996	5,989	7,688	8,739	6,570	7,142	7,230	6,181	7,206	7,958	6,808	5,463	80,970
2020	3,109	6,494	2,841	1,398	2,614	5,846	5,399	7,318	7,550	8,532	5,078	4,269	60,448
2019	3,102	4,852	6,848	8,225	6,328	8,541	8,051	5,520	7,187	7,240	6,072	4,587	76,553
2018	3,418	4,601	6,312	5,510	5,094	6,865	6,865	4,910	6,336	9,974	5,317	4,091	69,293
2017	3,539	6,598	5,329	5,340	4,253	4,338	3,613	4,717	7,081	6,177	6,062	4,094	61,141
2016	4,422	7,789	7,962	7,312	6,898	8,011	5,877	4,789	7,593	6,052	5,458	4,948	77,111
2015	6,918	7,133	8,557	8,870	8,022	7,268	8,089	5,426	8,846	11,367	8,753	7,101	96,350
2014	6,511	6,887	7,143	8,426	8,365	7,234	7,423	5,756	9,035	10,496	8,316	5,509	91,101
2013	5,341	7,146	7,440	7,349	7,336	8,291	6,696	6,694	8,755	10,136	7,946	7,001	90,131



FUEL FLOWAGE

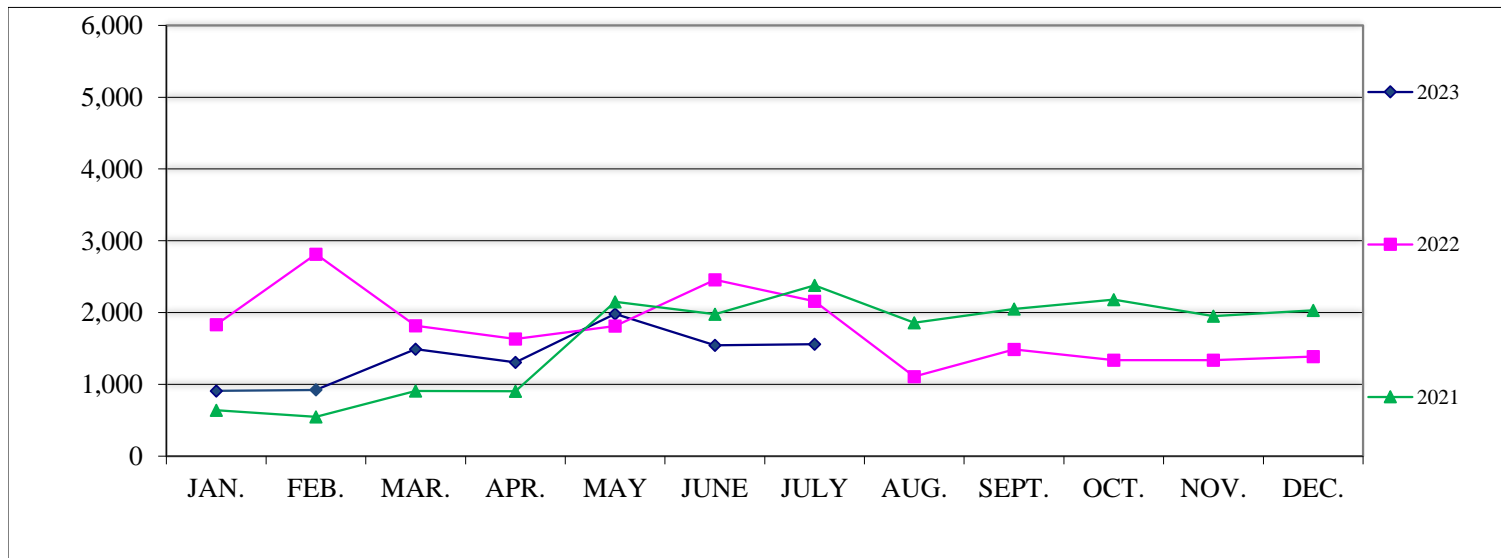
Gallons of Fuel Sold at SLN

	<u>JAN.</u>	<u>FEB.</u>	<u>MAR.</u>	<u>APR.</u>	<u>MAY</u>	<u>JUNE</u>	<u>JULY</u>	<u>AUG.</u>	<u>SEPT.</u>	<u>OCT</u>	<u>NOV.</u>	<u>DEC.</u>	<u>TOTAL</u>
2023	134,955	147,775	179,414	128,122	194,746	254,599	137,603						1,177,214
2022	151,697	200,550	418,947	132,791	132,881	193,611	104,328	103,932	434,725	147,216	227,214	123,281	2,371,173
2021	118,269	145,726	209,376	127,107	171,289	159,725	236,452	226,367	171,259	199,197	160,279	171,150	2,096,198
2020	118,337	341,329	124,865	56,765	90,326	105,987	142,234	692,613	128,710	208,081	170,893	114,869	2,295,009
2019	156,531	183,334	150,881	119,745	172,835	157,376	111,147	645,834	161,888	223,382	108,525	87,182	2,278,659
2018	74,807	186,507	172,561	154,513	131,941	367,663	288,977	303,273	348,454	161,563	125,129	99,437	2,414,825
2017	115,075	588,072	203,387	149,134	143,801	211,351	160,134	126,751	418,616	172,614	200,050	133,173	2,622,158
2016	80,221	136,763	130,990	94,673	153,410	132,964	208,846	375,330	137,906	126,983	100,764	182,062	1,860,912
2015	176,746	188,406	290,470	132,543	128,100	126,428	237,782	108,581	143,816	717,601	147,853	89,277	2,487,603
2014	115,573	135,651	112,694	95,549	110,387	282,468	103,108	83,757	91,423	652,207	90,948	97,295	1,971,061
2013	139,227	165,167	138,056	121,295	120,083	282,743	134,677	137,840	126,523	134,024	151,427	106,917	1,757,981



ENPLANEMENTS

	<u>JAN.</u>	<u>FEB.</u>	<u>MAR.</u>	<u>APR.</u>	<u>MAY</u>	<u>JUNE</u>	<u>JULY</u>	<u>AUG.</u>	<u>SEPT.</u>	<u>OCT.</u>	<u>NOV.</u>	<u>DEC.</u>	<u>TOTAL</u>
2023	910	922	1,489	1,307	1,982	1,544	1,558	1,109	1,486	1,338	1,339	1,386	9,712
2022	1,833	2,815	1,815	1,634	1,813	2,458	2,157	1,109	1,486	1,338	1,339	1,386	20,252
2021	638	548	909	904	2,151	1,979	2,379	1,859	2,050	2,182	1,949	2,032	19,407
2020	1,232	4,716	2,219	52	105	338	392	1,705	552	624	602	628	10,561
2019	996	1,659	1,698	1,548	1,865	1,727	2,065	2,556	1,540	1,958	1,703	1,874	21,189
2018	414	715	370	783	1,387	1,751	1,623	5,553	2,095	2,230	1,756	1,622	20,299
2017	720	1,344	731	756	761	852	793	746	3,874	946	1,229	1,207	13,959
2016	36	0	0	0	0	104	372	910	637	558	574	692	3,883
2015	528	107	4,550	531	122	88	77	79	61	3,574	592	80	10,389
2014	145	109	140	135	175	403	282	223	178	431	157	178	2,556
2013	166	191	205	214	243	218	202	205	161	178	212	243	2,438



**Adjustment based on Nonscheduled/On-Demand Air Carrier Filings FAA Form 1800-31

SALINA Airport

Authority

JULY 2023

FINANCIAL STATEMENTS

Moody's Credit Opinion -
Salina Airport Authority, KS /
8 May 2023

Salina Airport Authority
Statement of Net Position Prev Year Comparison
As of July 31, 2023

08/10/2023

	Jul 31, 23	Jun 30, 23	\$ Change	Jul 31, 22	\$ Change	% Change
ASSETS						
Current Assets						
Checking/Savings						
Cash in Bank-Bond Funds	9,783,330	10,015,148	-231,818	2,530,711	7,252,619	287%
Cash in bank-Operating Funds	1,848,562	1,418,271	430,291	1,935,524	-86,962	-4%
Cash in Bank - Mill Levy	2,560,187	2,554,178	6,009	2,667,828	-107,641	-4%
Total Checking/Savings	14,192,079	13,987,597	204,482	7,134,063	7,058,016	99%
Accounts Receivable						
Accounts Receivable	90,686	123,747	-33,061	63,899	26,787	42%
Total Accounts Receivable	90,686	123,747	-33,061	63,899	26,787	42%
Other Current Assets						
Agri Land Receivable	71,000	71,000	0	66,760	4,240	6%
Mill Levy receivable	235,117	235,117	0	281,658	-46,541	-17%
Other current assets	834,045	1,083,043	-248,998	1,125,209	-291,164	-26%
Undeposited Funds	37,486	7,130	30,356	6,850	30,636	447%
Total Other Current Assets	1,177,648	1,396,290	-218,642	1,480,477	-302,829	-20%
Total Current Assets	15,460,413	15,507,634	-47,221	8,678,439	6,781,974	78%
Fixed Assets						
Fixed assets at cost	103,632,656	103,507,817	124,839	95,828,614	7,804,042	8%
Less accumulated depreciation	-55,203,721	-54,953,721	-250,000	-51,696,839	-3,506,882	-7%
Total Fixed Assets	48,428,935	48,554,096	-125,161	44,131,775	4,297,160	10%
Other Assets						
Deferred Outflow of Resources	1,147,779	1,147,779	0	1,085,654	62,125	6%
Other assets	3,009,970	3,009,970	0	3,331,006	-321,036	-10%
Total Other Assets	4,157,749	4,157,749	0	4,416,660	-258,911	-6%
TOTAL ASSETS	68,047,097	68,219,479	-172,382	57,226,874	10,820,223	19%
LIABILITIES & EQUITY						
Liabilities						
Current Liabilities						
Accounts Payable						
Accounts payable	191,307	331,738	-140,431	369,376	-178,069	-48%
Total Accounts Payable	191,307	331,738	-140,431	369,376	-178,069	-48%
Total Credit Cards	0	-290	290	-526	526	100%
Other Current Liabilities						
Accrued debt interest payable	202,765	164,088	38,677	227,860	-25,095	-11%
Debt, current portion	-1,710,000	-1,710,000	0	1,710,800	-3,420,800	-200%
Deferred Agri Land Revenue	29,583	35,500	-5,917	27,817	1,766	6%
Deferred Mill Levy revenue	1,138,696	1,366,436	-227,740	1,023,356	115,340	11%
Other current liabilities	257,696	228,843	28,853	252,853	4,843	2%
Total Other Current Liabilities	-81,260	84,867	-166,127	3,242,686	-3,323,946	-103%
Total Current Liabilities	110,047	416,315	-306,268	3,611,536	-3,501,489	-97%
Long Term Liabilities						
Debt - Long Term	34,739,395	34,760,646	-21,251	26,597,207	8,142,188	31%
Deferred Inflows of Resources	3,621,787	3,621,787	0	4,430,714	-808,927	-18%
Less current portion	1,710,000	1,710,000	0	-1,710,800	3,420,800	200%
Net OPEB Liability (KPERS)	9,003	9,003	0	13,911	-4,908	-35%
Net Pension Liability	942,015	942,015	0	509,789	432,226	85%
Security Deposits Returnable	118,220	124,712	-6,492	94,064	24,156	26%
Total Long Term Liabilities	41,140,420	41,168,163	-27,743	29,934,885	11,205,535	37%
Total Liabilities	41,250,467	41,584,478	-334,011	33,546,421	7,704,046	23%
Equity						
Invested in Capital Assets net	24,172,467	24,570,627	-398,160	20,646,899	3,525,568	17%
Net assets, Designated	90,000	90,000	0	90,000	0	0%
Net assets, Unrestricted	2,346,578	1,948,417	398,161	2,184,967	161,611	7%
Net Income	187,583	25,957	161,626	758,588	-571,005	-75%
Total Equity	26,796,628	26,635,001	161,627	23,680,454	3,116,174	13%
TOTAL LIABILITIES & EQUITY	68,047,095	68,219,479	-172,384	57,226,875	10,820,220	19%

Salina Airport Authority
Profit & Loss Budget Performance
 July 2023

6:06 PM
 08/10/2023
 Accrual Basis

	<u>Jul 23</u>	<u>Jan - Jul 23</u>	<u>YTD Budget</u>	<u>\$ Over Budget</u>	<u>% of Budget</u>	<u>Annual Budget</u>
Ordinary Income/Expense						
Income						
Airfield revenue						
Fuel Flowage Fees	11,916	104,555	105,000	-445	100%	180,000
Hangar rent	91,138	614,283	550,083	64,200	112%	943,000
Landing fees	2,254	15,430	17,821	-2,391	87%	30,550
Ramp rent	6,266	44,669	39,083	5,586	114%	67,000
Total Airfield revenue	111,574	778,937	711,987	66,950	109%	1,220,550
Building and land rent						
Agri land rent	5,917	41,917	41,417	500	101%	71,000
Building rents - Long Term						
Short-term leasing	28,675	250,739	330,167	-79,428	76%	566,000
Building rents - Long Term - Other	88,239	619,688	495,250	124,438	125%	849,000
Total Building rents - Long Term	116,914	870,427	825,417	45,010	105%	1,415,000
Land rent						
Basic Land Rent	11,190	80,076	74,418	5,658	108%	127,574
Property tax - tenant share	9,167	64,167	62,665	1,502	102%	107,426
Total Land rent	20,357	144,243	137,083	7,160	105%	235,000
Tank rent	1,220	8,540	8,540	0	100%	14,640
Total Building and land rent	144,408	1,065,127	1,012,457	52,670	105%	1,735,640
Other revenue						
Airport Marketing	0	20,000	11,667	8,333	171%	20,000
ARFF Training	0	0	0	0	0%	0
Commissions	0	14,629	11,667	2,962	125%	20,000
Other income	2,033	31,837	43,750	-11,913	73%	75,000
Total Other revenue	2,033	66,466	67,084	-618	99%	115,000
Total Income	258,015	1,910,530	1,791,528	119,002	107%	3,071,190
Gross Profit	258,015	1,910,530	1,791,528	119,002	107%	3,071,190
Expense						
Administrative expenses						
A/E, consultants, brokers	9,387	51,752	27,222	24,530	190%	46,667
Airport promotion	25,196	152,582	146,417	6,165	104%	251,000
Bad Debt Expense	0	0	2,917	-2,917	0%	5,000
Computer/Network Admin.	4,472	26,756	30,520	-3,764	88%	52,320
Dues and subscriptions	1,729	17,466	17,016	450	103%	29,170
Employee retirement	7,799	53,517	53,948	-431	99%	92,483
FICA and medicare tax expense	6,194	42,500	42,766	-266	99%	73,313
Industrial development	4,792	33,542	35,000	-1,458	96%	60,000
Insurance , property	18,750	131,667	131,250	417	100%	225,000
Insurance, medical	18,423	107,567	129,500	-21,933	83%	222,000
Kansas unemployment tax	0	475	583	-108	81%	1,000
Legal and accounting	25,252	45,680	35,000	10,680	131%	60,000
Office salaries	49,281	328,339	349,821	-21,482	94%	599,693
Office Supplies	260	3,809	5,833	-2,024	65%	10,000
Other administrative expense	1,334	8,078	8,663	-585	93%	14,850
Postage	0	1,071	1,167	-96	92%	2,000
Property appraisal expense	0	0	0	0	0%	0
Property tax expense	12,083	84,583	84,583	0	100%	145,000
Special Events	250	730	1,167	-437	63%	2,000
Telephone	1,657	11,297	16,450	-5,153	69%	28,200
Training	0	1,950	6,621	-4,671	29%	11,350
Travel and meetings	170	1,988	8,750	-6,762	23%	15,000
Total Administrative expenses	187,029	1,105,349	1,135,194	-29,845	97%	1,946,046

	<u>Jul 23</u>	<u>Jan - Jul 23</u>	<u>YTD Budget</u>	<u>\$ Over Budget</u>	<u>% of Budget</u>	<u>Annual Budget</u>
Maintenance expenses						
Airfield maintenance	1,006	28,049	29,167	-1,118	96%	50,000
Airport Security	222	1,648	1,458	190	113%	2,500
Building maintenance	15,117	121,037	107,917	13,120	112%	185,000
Equipment fuel and repairs	5,393	53,178	46,667	6,511	114%	80,000
Fire Services	799	2,242	18,667	-16,425	12%	32,000
Grounds maintenance	832	10,598	12,833	-2,235	83%	22,000
Maintenance salaries	32,015	229,337	232,764	-3,427	99%	399,024
Other maintenance expenses	571	10,977	12,833	-1,856	86%	22,000
Snow removal expense	0	413	11,667	-11,254	4%	20,000
Utilities	14,600	134,758	163,333	-28,575	83%	280,000
Total Maintenance expenses	70,555	592,237	637,306	-45,069	93%	1,092,524
Total Expense	257,584	1,697,586	1,772,500	-74,914	96%	3,038,570
Net Ordinary Income	431	212,944	19,028	193,916	1,119%	32,620
Other Income/Expense						
Other Income						
Capital contributed	184,495	457,793	1,458,333	-1,000,540	31%	2,500,000
Gain on sale of assets	5,683	29,653	0	29,653	100%	0
Interest income						
Int. Income -2023 Bond Proceeds	27,924	52,177	15,167	37,010	344%	26,000
Interest income on deposits	9,944	57,709	5,833	51,876	989%	10,000
Total Interest income	37,868	109,886	21,000	88,886	523%	36,000
Mill levy income	227,739	1,600,595	1,594,175	6,420	100%	2,732,871
Total Other Income	455,785	2,197,927	3,073,508	-875,581	72%	5,268,871
Other Expense						
Debt interest expense net						
Bond issue cost	0	161,156	105,000	56,156	153%	105,000
Interest Expense on Debt	44,591	312,134	312,133	1	100%	535,086
Total Debt interest expense net	44,591	473,290	417,133	56,157	113%	640,086
Depreciation expense	250,000	1,750,000	1,750,000	0	100%	3,000,000
Total Other Expense	294,591	2,223,290	2,167,133	56,157	103%	3,640,086
Net Other Income	161,194	-25,363	906,375	-931,738	-3%	1,628,785
Net Income	161,625	187,581	925,403	-737,822	20%	1,661,405

Salina Airport Authority
Profit & Loss Prev Year Comparison
 January through July 2023

6:05 PM
 08/10/2023
 Accrual Basis

	Jan - Jul 23	Jan - Jul 22	\$ Change	% Change
Ordinary Income/Expense				
Income				
Airfield revenue				
Fuel Flowage Fees	104,555	120,516	-15,961	-13%
Hangar rent	614,283	567,337	46,946	8%
Landing fees	15,430	27,329	-11,899	-44%
Ramp rent	44,669	39,145	5,524	14%
Total Airfield revenue	778,937	754,327	24,610	3%
Building and land rent				
Agri land rent	41,917	39,443	2,474	6%
Building rents - Long Term				
Short-term leasing	250,739	268,643	-17,904	-7%
Building rents - Long Term - Other	619,688	540,101	79,587	15%
Total Building rents - Long Term	870,427	808,744	61,683	8%
Land rent				
Basic Land Rent	80,076	96,251	-16,175	-17%
Property tax - tenant share	64,167	62,665	1,502	2%
Total Land rent	144,243	158,916	-14,673	-9%
Tank rent	8,540	8,540	0	0%
Total Building and land rent	1,065,127	1,015,643	49,484	5%
Other revenue				
Airport Marketing	20,000	20,000	0	0%
Commissions	14,629	15,085	-456	-3%
Other income	31,837	57,396	-25,559	-45%
Total Other revenue	66,466	92,481	-26,015	-28%
Uncategorized Income	0	0	0	0%
Total Income	1,910,530	1,862,451	48,079	3%
Gross Profit	1,910,530	1,862,451	48,079	3%
Expense				
Administrative expenses				
A/E, consultants, brokers	51,752	32,844	18,908	58%
Airport promotion				
Air Serv. Mktg - SAA	147,534	140,472	7,062	5%
Airport promotion - Other	5,049	4,648	401	9%
Total Airport promotion	152,583	145,120	7,463	5%
Computer/Network Admin.	26,756	21,747	5,009	23%
Dues and subscriptions	17,466	19,460	-1,994	-10%
Employee retirement	53,517	50,022	3,495	7%
FICA and medicare tax expense	42,500	41,750	750	2%
Industrial development	33,542	33,542	0	0%
Insurance , property	131,667	135,081	-3,414	-3%
Insurance, medical	107,567	113,983	-6,416	-6%
Kansas unemployment tax	475	461	14	3%
Legal and accounting	45,680	43,349	2,331	5%
Office salaries	328,339	321,969	6,370	2%
Office Supplies	3,809	5,750	-1,941	-34%
Other administrative expense				
Merchant Processing Fees	4,931	4,430	501	11%
Other administrative expense - Other	3,147	3,123	24	1%
Total Other administrative expense	8,078	7,553	525	7%
Postage	1,071	1,077	-6	-1%
Property tax expense	84,583	84,330	253	0%
Special Events	730	1,004	-274	-27%
Telephone	11,297	11,934	-637	-5%
Training	1,950	2,240	-290	-13%
Travel and meetings	1,988	9,926	-7,938	-80%
Total Administrative expenses	1,105,350	1,083,142	22,208	2%

	Jan - Jul 23	Jan - Jul 22	\$ Change	% Change
Maintenance expenses				
Airfield maintenance	28,049	24,169	3,880	16%
Airport Security	1,648	377	1,271	337%
Building maintenance	121,037	134,507	-13,470	-10%
Equipment fuel and repairs	53,178	50,627	2,551	5%
Fire Services	2,242	4,753	-2,511	-53%
Grounds maintenance	10,598	17,253	-6,655	-39%
Maintenance salaries	229,337	229,151	186	0%
Other maintenance expenses	10,977	9,814	1,163	12%
Snow removal expense	413	8,740	-8,327	-95%
Utilities	134,758	171,568	-36,810	-21%
Total Maintenance expenses	592,237	650,959	-58,722	-9%
Uncategorized Expenses	0	0	0	0%
Total Expense	1,697,587	1,734,101	-36,514	-2%
Net Ordinary Income	212,943	128,350	84,593	66%
Other Income/Expense				
Other Income				
Capital contributed				
ARPA Grant No. 45 - Equipment	0	0	0	0%
ARPA Grant No. 45 - Operating	0	75,272	-75,272	-100%
Capital contributed - Other	457,793	1,233,342	-775,549	-63%
Total Capital contributed	457,793	1,308,614	-850,821	-65%
Gain on sale of assets	29,653	0	29,653	100%
Interest income				
Int. Income -2023 Bond Proceeds	52,177	0	52,177	100%
Interest income on deposits	57,709	3,378	54,331	1,608%
Total Interest income	109,886	3,378	106,508	3,153%
Mill levy income	1,600,595	1,432,699	167,896	12%
Total Other Income	2,197,927	2,744,691	-546,764	-20%
Other Expense				
2021-05-26 Storm Damage Repairs	0	7,107	-7,107	-100%
2021-12-15 Storm Damage Repairs	0	71,787	-71,787	-100%
Debt interest expense net				
Bond issue cost	161,156	11,640	149,516	1,285%
Interest Expense on Debt	312,134	329,309	-17,175	-5%
Total Debt interest expense net	473,290	340,949	132,341	39%
Depreciation expense	1,750,000	1,694,609	55,391	3%
Total Other Expense	2,223,290	2,114,452	108,838	5%
Net Other Income	-25,363	630,239	-655,602	-104%
Net Income	187,580	758,589	-571,009	-75%

Salina Airport Authority
Capital Additions Budget vs. Actual
As of July 31, 2023

6:37 PM
08/10/2023
Accrual Basis

	Jul 23	Jan - Jul 23	Annual Budget	+/- Annual Budget	% of Annual Budget
ASSETS					
Fixed Assets					
Fixed assets at cost					
Airfield					
AIP-42 Rwy 17/35 Rehab		8,947	50,410	-41,463	18%
AIP-47 Fuel Farm-A/E & Bidding		212,048	200,000	12,048	106%
AIP-48 Rwy 12/30 Rehab Design		0	375,000	-375,000	0%
AIP-49 Fuel Farm Construction		3,133	8,417,585	-8,414,452	0%
AIP-XX AFFF to F3 Transition		3,055	25,000	-21,945	12%
AIP-XX Terminal Bldg. Expansion		52,259	55,000	-2,741	95%
AIP-XX Terminal Parking Lot Reh		20,900	560,000	-539,100	4%
Airfield Improvements		14,058	50,000	-35,942	28%
Fuel Farm Construction-Non Fed	105	26,478	1,860,000	-1,833,522	1%
GA Hangar Construction	10,000	275,162	2,912,809	-2,637,647	9%
Rwys 17/35 - 12/30 LED Lighting		57,128	30,000	27,128	190%
Total Airfield	10,105	673,168	14,535,804	-13,862,636	5%
Buildings & Improvements					
Bldg. 120 Terminal building					
Concourse Imps.		7,200	20,000	-12,800	36%
Total Bldg. 120 Terminal building	0	7,200	20,000	-12,800	36%
Building improvements					
Bldg. 412 Imps.	8,100	36,475	25,000	11,475	146%
Bldg. 520 Imps.		708	20,000	-19,292	4%
Bldg. Imps. Other		26,708	75,000	-48,292	36%
Hangar 504 Improvements	2,604	2,604	10,000	-7,396	26%
Hangar 626 Rehabilitation	102,957	748,761	5,020,000	-4,271,239	15%
Hangar 959 Rehabilitation		58,750	100,000	-41,250	59%
Total Building improvements	113,661	874,006	5,250,000	-4,375,994	17%
FBO Improvements					
Bldg. 700 Imps. Avflight North		0	20,000	-20,000	0%
Hangar 409-1 Imps Avflight So.		0	20,000	-20,000	0%
Total FBO Improvements	0	0	40,000	-40,000	0%
Pumphouse 305		5,069	15,000	-9,931	34%
Total Buildings & Improvements	113,661	886,275	5,325,000	-4,438,725	17%
Equipment					
Airfield Equipment		2,223	15,000	-12,777	15%
ARFF equipment	1,073	1,732	25,000	-23,268	7%
Communications equipment		0	20,000	-20,000	0%
Computer equipment		0	15,000	-15,000	0%
Industrial center equipment		0	25,000	-25,000	0%
Office equipment		0	7,500	-7,500	0%
Other Equipment		0	15,000	-15,000	0%
Shop equipment		7,900	15,000	-7,100	53%
Terminal bldg equipment		0	10,000	-10,000	0%
Total Equipment	1,073	11,855	147,500	-135,645	8%
Land					
Airport Indust. Cent. Imps.		1,955	15,000	-13,045	13%
Rail Spur Imps.		0	20,000	-20,000	0%
Total Land	0	1,955	35,000	-33,045	6%
Total Fixed assets at cost	124,839	1,573,253	20,043,304	-18,470,051	8%

Salina Airport Authority
Significant Capital Expenditures Detail
July 2023

Type	Date	Name	Memo	Amount	Balance
Fixed assets at cost					
Airfield					
Fuel Farm Construction-Non Fed					
Bill	07/06/2023	Construction Rental, Inc.	Trench at pole shed and gate A3 - air compressor rental	104.50	104.50
Total Fuel Farm Construction-Non Fed				104.50	104.50
GA Hangar Construction					
Bill	07/19/2023	Earles Engineering & Inspections...	GA Hangars - Survey	2,500.00	2,500.00
Bill	07/19/2023	Earles Engineering & Inspections...	GA Hangars - Preliminary Design	7,500.00	10,000.00
Total GA Hangar Construction				10,000.00	10,000.00
Total Airfield				10,104.50	10,104.50
Buildings & Improvements					
Building improvements					
Bldg. 412 Imps.					
Bill	07/20/2023	Accurate Electric Inc	B412 - Install lighting sensors	3,300.00	3,300.00
Bill	07/26/2023	Gleason & Son Signs, Inc.	B412 exterior monument sign - double sided cabinet - installed	4,800.00	8,100.00
Total Bldg. 412 Imps.				8,100.00	8,100.00
Hangar 504 Improvements					
Bill	07/11/2023	Lowe's Business Account Inc	B504 - flooring material	2,307.20	2,307.20
Bill	07/21/2023	Salina Supply Company, Inc.	H504 - 30x30x3 Cond. Pad	36.81	2,344.01
Bill	07/26/2023	Ritter Tile Inc.	H504 Cove base and adhesive	260.00	2,604.01
Total Hangar 504 Improvements				2,604.01	2,604.01
Hangar 626 Rehabilitation					
Bill	07/19/2023	Industrial Fire Protection	H626 Rehab - Fire protection risk assesment	2,860.00	2,860.00
Bill	07/31/2023	Hutton Corporation	Progress billing H626 Remodel (AVE design fees)	4,920.00	7,780.00
Bill	07/31/2023	Hutton Corporation	Pay Est #4 - Hangar H626 Renovations - Construction	95,176.73	102,956.73
Total Hangar 626 Rehabilitation				102,956.73	102,956.73
Total Building improvements				113,660.74	113,660.74
Total Buildings & Improvements				113,660.74	113,660.74
Equipment					
Airfield Equipment					
Bill	07/27/2023	Oard's Auto and Truck Repair, Inc	2008 Ford Bobtail Tug - repairs - computer board and labor	1,072.86	1,072.86
Total Airfield Equipment				1,072.86	1,072.86
Total Equipment				1,072.86	1,072.86
Total Fixed assets at cost				124,838.10	124,838.10
TOTAL				124,838.10	124,838.10

5:08 PM

08/10/23

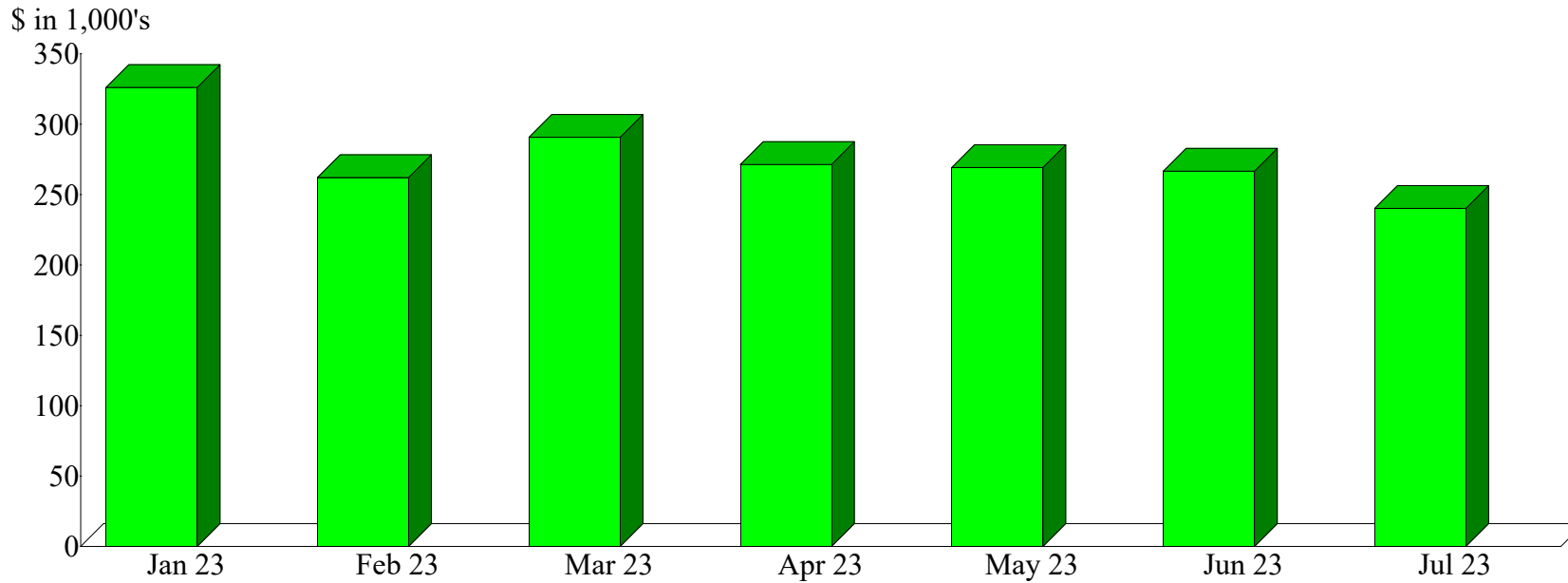
Accrual Basis

Salina Airport Authority
Distributions from the GO Temp Note Project Funds
As of July 31, 2023

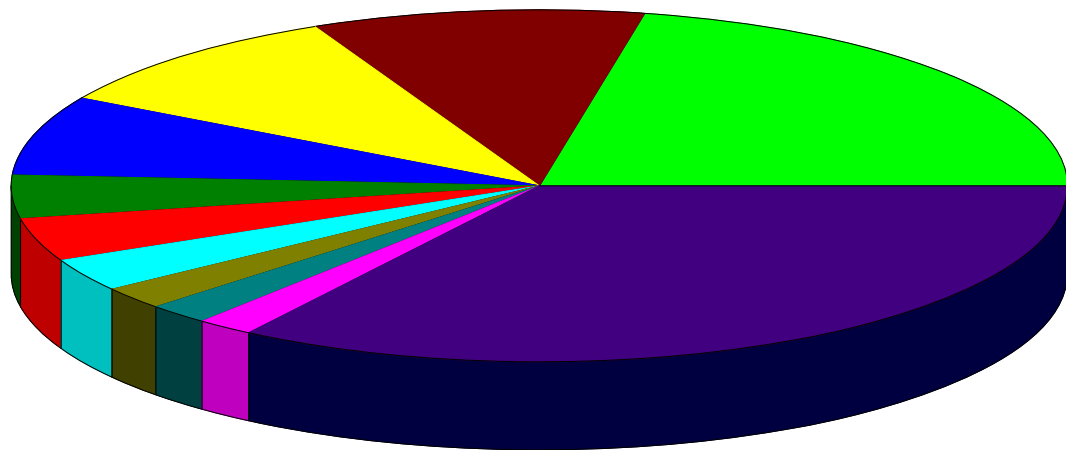
Type	Date	Name	Memo	Debit	Credit	Balance
Cash in Bank-Bond Funds						254,877.32
BSB 2022-1 GO Temp Note (9668)						254,877.32
Bill Pmt -Check	07/10/2023	Hutton Corporation	H626 rehabilitation project (MRO) Design fee #8		7,380.00	247,497.32
Bill Pmt -Check	07/11/2023	Hutton Corporation	Hangar 626 Renovations, estimate #3		137,808.94	109,688.38
Deposit	07/31/2023		Interest	188.71		109,877.09
Total BSB 2022-1 GO Temp Note (9668)				188.71	145,188.94	109,877.09
Total Cash in Bank-Bond Funds				188.71	145,188.94	109,877.09
TOTAL				188.71	145,188.94	109,877.09

Sales by Month
January through July 2023

Dollar Sales



Sales Summary
January through July 2023

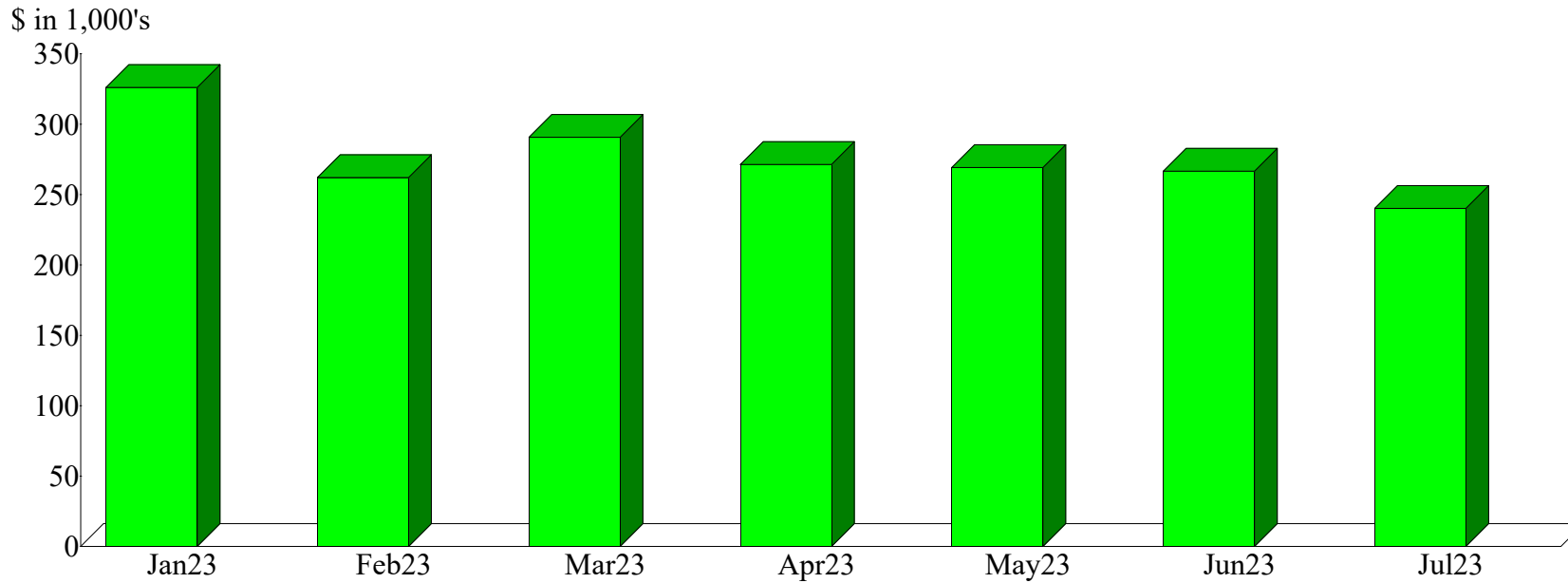


1 Vision Aviation, PLLC	21.88%
Avflight Salina	10.23
Kansas Erosion Products, LLC.	9.70
Stryten Salina, LLC	7.39
K-State Salina	4.11
Universal Forest Products (UFP)	3.99
SFC Global Supply Chain	3.06
SkyWest Airlines, Inc.	2.18
Durham School Service, L.P.	2.04
Gartner Refrigeration, Inc.	1.91
Other	33.51
Total	\$1,926,147.38

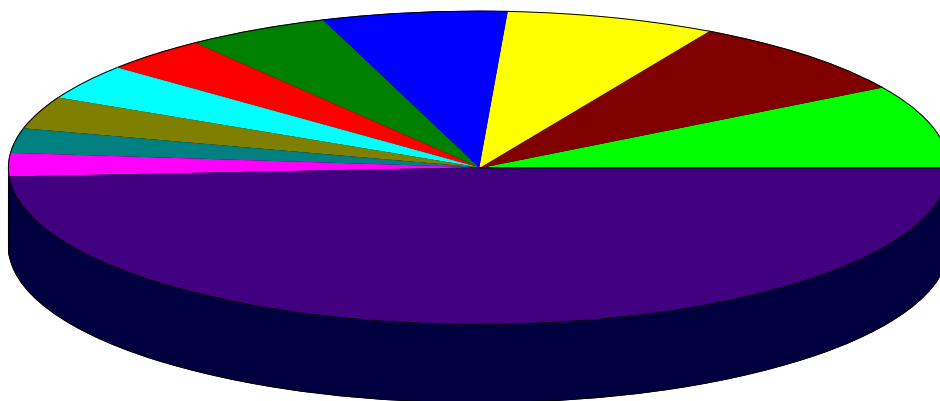
By Customer

Sales by Month
January through July 2023

Dollar Sales



Sales Summary
January through July 2023



H-00959-1 (Hangar Facility H959 - 2044 S	8.65%
H-0606-3 (Hangar 606, 2630 Arnold Court	8.42
B-01021 (Building #1021 located at 3600	7.17
B-00655-3 (Bldg. #655 (96,611 SF) - 2656	6.39
FFF-Avflight Salina (Fuel Flowage Fee @	4.95
H-0600-1 (Hangar 600 - 20,217 sq. ft.)	3.76
Insurance(CP) (Insurance Reimbursement)	3.72
B-00620-1 (Building #620 (30,000 SF) an	3.47
Utility Reimbursement (Utility Reimburse	2.55
H-0600-4 (Hangar 600 - 2720 Arnold Court	2.40
Other	48.52
Total	\$1,926,147.38

By Item

PROJECT BUDGET

SALINA REGIONAL AIRPORT
SALINA AIRPORT AUTHORITY
SALINA, KANSAS

Reconstruct Aviation Fuel Facility (152,000 gallons)
F.A.A. A.I.P. P.N 3-20-0072-049-2023

August 14, 2023

COSTS:

FUNDING		
Sponsor Funding	FAA - 2023 Discretionary Funding	Total

ADVERTISING AND ADMINISTRATION

Advertisement	\$ 724	\$ 276	\$ 1,000
Independent Fee Estimate (Construction Admin Addendum)	5,432	2,068	7,500
Legal	543	207	750
Advertising and Administration Sub-Total =	6,700	2,550	9,250

ENGINEERING SERVICES

Construction Observation	Jviation Contract	386,210	146,993	533,203
	Engineering Services Sub-Total =	386,210	146,993	533,203

CONSTRUCTION

Construction of 200,000 gallon fuel facility (Schedule I)	Bid Received	5,268,468	2,005,204	7,273,672
Construction of 200,000 gallon fuel facility (Schedule I) - FAA Ineligible	Bid Received	34,745	-	34,745
Relocation of Self-Service (Schedule II)	Bid Received	428,780	163,195	591,975
Existing Fuel Facility Demolition (Schedule III)	Bid Received	61,293	23,328	84,621
	Construction Sub-Total =	5,793,285	2,191,728	7,985,013

TOTAL FAA PROJECT COST =	\$ 6,186,195	\$ 2,341,271	\$ 8,527,466
	72.54%	27.46%	100.00%

NON-FAA PARTICIPATING

Relocate Water Line	185,570	-	185,570
Data/Comm to Site	10,000	-	10,000
Relocation of gas line	8,193	-	8,193
Relocation of 207 north shed	5,000	-	5,000
Fence work	8,000	-	8,000
Relocation of Power Poles	12,000	-	12,000
Decommission existing USTs	1,000,000	-	1,000,000
Contingency 1.66%	165,042	-	165,042

TOTAL NON-FAA PARTICIPATING PROJECT COSTS	\$ 1,393,805	\$ -	\$ 1,393,805
--------------------------------------------------	---------------------	-------------	---------------------

GRAND TOTAL - PROJECT DEVELOPMENT COSTS	\$ 7,580,000	\$ 2,341,271	\$ 9,921,271
------------------------------------------------	---------------------	---------------------	---------------------

2023 Bond Proceeds on Deposit	(2,580,000)
Additional Funds Needed	5,000,000

RESOLUTION NO. 23-12

**A RESOLUTION PROVIDING STATUTORY AUTHORITY FOR THE
ISSUANCE OF GENERAL OBLIGATION BONDS OF THE SALINA AIRPORT
AUTHORITY FOR THE PURPOSE OF FINANCING THE COST OF CERTAIN
CAPITAL IMPROVEMENTS AT THE SALINA REGIONAL AIRPORT (FUEL
FACILITY IMPROVEMENTS)**

WHEREAS, the Salina Airport Authority (Salina, Kansas) (the “Authority”) is a legally constituted public airport authority, duly created, organized and existing under the Constitution and laws of the State, including specifically K.S.A 27-315 to 27-236 *et seq.* (the “Act”); and

WHEREAS, the Board of Directors of the Authority (the “Governing Body”) has previously identified a need to construct an above-ground aviation fuel facility (the “Fuel Facility Project”), which project includes decommissioning the existing fuel facility and installation of a new fueling system and supporting access road and all other improvements necessary and related thereto at an estimated total cost of \$9,921,271; and

WHEREAS, the Governing Body has previously authorized the issuance of general obligation bonds for a portion of the costs of the Fuel Facility Project and hereby finds and determines that it is necessary to authorize the issuance of additional general obligation bonds of the Authority to pay the costs of the Fuel Facility Project.

THEREFORE, BE IT RESOLVED BY THE BOARD OF DIRECTORS OF THE SALINA AIRPORT AUTHORITY AS FOLLOWS:

Section 1. Project Authorization. The construction of the Fuel Facility Project is hereby ratified and affirmed.

Section 2. Bond Authorization. The issuance of general obligation bonds of the Authority under the Act (the “Bonds”) to pay an additional \$5,000,000 portion of the costs of Fuel Facility Project, interest on interim financing and associated financing costs, is hereby authorized.

Section 3. Reimbursement. To the extent applicable, the proceeds of the Bonds may reimburse expenditures of the Authority for the projects described herein made on or after the date which is 60 days before the date of this Resolution, pursuant to Treasury Regulation § 1.150-2.

Section 4. Further Actions. The Executive Director, the Director of Administration and Finance, Stifel, Nicolaus & Company, the Authority’s Financial Advisor and Gilmore & Bell, P.C., the Authority’s Bond Counsel, are hereby authorized and directed to take such other action as may be necessary to carry out the intent of this Resolution.

Section 5. Effectiveness. This Resolution shall take effect immediately upon its adoption.

ADOPTED by the governing body of the Authority on August 16, 2023.

SALINA AIRPORT AUTHORITY

Name:
Chair

(SEAL)

ATTEST:

By: _____
Name: Kasey Windhorst
Board Clerk

Salina Airport Authority General Obligation Temporary Notes Series 2023-1

Calendar of Events

	<i>Activity</i>	<i>Responsible Party</i>																																																									
<u>August</u>	11 Resolution authorizing new project amount ("Project Resolution") forwarded to Authority	BC	<table border="1" style="width: 100%; border-collapse: collapse; font-size: 8px;"> <thead> <tr> <th colspan="7" style="background-color: #003366; color: white;">August</th> </tr> <tr> <th>S</th><th>M</th><th>T</th><th>W</th><th>R</th><th>F</th><th>S</th> </tr> </thead> <tbody> <tr> <td></td><td></td><td>1</td><td>2</td><td>3</td><td>4</td><td>5</td> </tr> <tr> <td>6</td><td>7</td><td>8</td><td>9</td><td>10</td><td>11</td><td>12</td> </tr> <tr> <td>13</td><td>14</td><td>15</td><td style="background-color: yellow;">16</td><td>17</td><td>18</td><td>19</td> </tr> <tr> <td>20</td><td>21</td><td>22</td><td>23</td><td>24</td><td>25</td><td>26</td> </tr> <tr> <td>27</td><td>28</td><td>29</td><td>30</td><td>31</td><td></td><td></td> </tr> </tbody> </table>	August							S	M	T	W	R	F	S			1	2	3	4	5	6	7	8	9	10	11	12	13	14	15	16	17	18	19	20	21	22	23	24	25	26	27	28	29	30	31									
	August																																																										
	S	M		T	W	R	F	S																																																			
				1	2	3	4	5																																																			
6	7	8	9	10	11	12																																																					
13	14	15	16	17	18	19																																																					
20	21	22	23	24	25	26																																																					
27	28	29	30	31																																																							
16 Board reviews financing plan	I/BC/MA																																																										
Board adopts Project Resolution	I/BC/MA																																																										
21 City ordinance authorizing project ("City Ordinance") forwarded to City	BC																																																										
28 City Commission has first reading of City Ordinance	I/C																																																										
<u>September</u>	11 City Commission has second reading and adopts City Ordinance	I/C	<table border="1" style="width: 100%; border-collapse: collapse; font-size: 8px;"> <thead> <tr> <th colspan="7" style="background-color: #003366; color: white;">September</th> </tr> <tr> <th>S</th><th>M</th><th>T</th><th>W</th><th>R</th><th>F</th><th>S</th> </tr> </thead> <tbody> <tr> <td></td><td></td><td></td><td></td><td></td><td>1</td><td>2</td> </tr> <tr> <td>3</td><td>4</td><td>5</td><td>6</td><td>7</td><td>8</td><td>9</td> </tr> <tr> <td>10</td><td>11</td><td>12</td><td>13</td><td>14</td><td>15</td><td>16</td> </tr> <tr> <td>17</td><td>18</td><td>19</td><td>20</td><td>21</td><td>22</td><td>23</td> </tr> <tr> <td>24</td><td>25</td><td>26</td><td>27</td><td>28</td><td>29</td><td>30</td> </tr> </tbody> </table>	September							S	M	T	W	R	F	S						1	2	3	4	5	6	7	8	9	10	11	12	13	14	15	16	17	18	19	20	21	22	23	24	25	26	27	28	29	30							
September																																																											
S	M	T		W	R	F	S																																																				
						1	2																																																				
3	4	5	6	7	8	9																																																					
10	11	12	13	14	15	16																																																					
17	18	19	20	21	22	23																																																					
24	25	26	27	28	29	30																																																					
12 City Ordinance forwarded to local paper for publication	C/BC																																																										
<u>October</u>	5 Draft resolution authorizing Note sale distributed ("Sale Resolution")	BC	<table border="1" style="width: 100%; border-collapse: collapse; font-size: 8px;"> <thead> <tr> <th colspan="7" style="background-color: #003366; color: white;">October</th> </tr> <tr> <th>S</th><th>M</th><th>T</th><th>W</th><th>R</th><th>F</th><th>S</th> </tr> </thead> <tbody> <tr> <td>1</td><td>2</td><td>3</td><td>4</td><td>5</td><td>6</td><td>7</td> </tr> <tr> <td>8</td><td>9</td><td>10</td><td>11</td><td>12</td><td>13</td><td>14</td> </tr> <tr> <td>15</td><td>16</td><td>17</td><td style="background-color: yellow;">18</td><td>19</td><td>20</td><td>21</td> </tr> <tr> <td>22</td><td>23</td><td>24</td><td>25</td><td>26</td><td>27</td><td>28</td> </tr> <tr> <td>29</td><td>30</td><td>31</td><td></td><td></td><td></td><td></td> </tr> </tbody> </table>	October							S	M	T	W	R	F	S	1	2	3	4	5	6	7	8	9	10	11	12	13	14	15	16	17	18	19	20	21	22	23	24	25	26	27	28	29	30	31											
October																																																											
S	M	T		W	R	F	S																																																				
1	2	3		4	5	6	7																																																				
8	9	10	11	12	13	14																																																					
15	16	17	18	19	20	21																																																					
22	23	24	25	26	27	28																																																					
29	30	31																																																									
Draft Note terms sheet ("Terms Sheet") distributed for comment	MA																																																										
12 Finalize Note issue size	I/BC/MA																																																										
Comments due on Sale Resolution/Final Sale Resolution Forwarded to Authority	I/BC/MA																																																										
18 Board adopts Sale Resolution	I	<table border="1" style="width: 100%; border-collapse: collapse; font-size: 8px;"> <thead> <tr> <th colspan="7" style="background-color: #003366; color: white;">November</th> </tr> <tr> <th>S</th><th>M</th><th>T</th><th>W</th><th>R</th><th>F</th><th>S</th> </tr> </thead> <tbody> <tr> <td></td><td></td><td></td><td>1</td><td>2</td><td>3</td><td>4</td> </tr> <tr> <td>5</td><td>6</td><td>7</td><td>8</td><td>9</td><td>10</td><td>11</td> </tr> <tr> <td>12</td><td>13</td><td>14</td><td style="background-color: yellow;">15</td><td>16</td><td>17</td><td>18</td> </tr> <tr> <td>19</td><td>20</td><td>21</td><td>22</td><td>23</td><td>24</td><td>25</td> </tr> <tr> <td>26</td><td>27</td><td>28</td><td>29</td><td>30</td><td></td><td></td> </tr> </tbody> </table>	November							S	M	T	W	R	F	S				1	2	3	4	5	6	7	8	9	10	11	12	13	14	15	16	17	18	19	20	21	22	23	24	25	26	27	28	29	30										
November																																																											
S	M		T	W	R	F	S																																																				
				1	2	3	4																																																				
5	6	7	8	9	10	11																																																					
12	13	14	15	16	17	18																																																					
19	20	21	22	23	24	25																																																					
26	27	28	29	30																																																							
Comments due on draft Terms Sheet	I/BC/MA																																																										
19 Terms Sheet distributed to potential purchasers	I/MA																																																										
<u>November</u>	2 Draft note resolution ("Note Resolution") distributed	BC	<table border="1" style="width: 100%; border-collapse: collapse; font-size: 8px;"> <thead> <tr> <th colspan="7" style="background-color: #003366; color: white;">December</th> </tr> <tr> <th>S</th><th>M</th><th>T</th><th>W</th><th>R</th><th>F</th><th>S</th> </tr> </thead> <tbody> <tr> <td></td><td></td><td></td><td></td><td></td><td>1</td><td>2</td> </tr> <tr> <td>3</td><td>4</td><td>5</td><td>6</td><td>7</td><td>8</td><td>9</td> </tr> <tr> <td>10</td><td>11</td><td>12</td><td>13</td><td>14</td><td>15</td><td>16</td> </tr> <tr> <td>17</td><td>18</td><td>19</td><td>20</td><td>21</td><td>22</td><td>23</td> </tr> <tr> <td>24</td><td>25</td><td>26</td><td>27</td><td>28</td><td>29</td><td>30</td> </tr> <tr> <td>31</td><td></td><td></td><td></td><td></td><td></td><td></td> </tr> </tbody> </table>	December							S	M	T	W	R	F	S						1	2	3	4	5	6	7	8	9	10	11	12	13	14	15	16	17	18	19	20	21	22	23	24	25	26	27	28	29	30	31						
December																																																											
S	M	T		W	R	F	S																																																				
						1	2																																																				
3	4	5	6	7	8	9																																																					
10	11	12	13	14	15	16																																																					
17	18	19	20	21	22	23																																																					
24	25	26	27	28	29	30																																																					
31																																																											
7 Deadline to submit Terms Sheet	--																																																										
Review Terms Sheet and select Note purchaser	I/BC/MA																																																										
9 Draft bond purchase agreement ("BPA") distributed	BC																																																										
Comments due on Bond Resolution/Final version forwarded to Authority	BC																																																										
13 Comments due on BPA	I/BC/MA																																																										
14 Purchaser executes BPA	I/BC																																																										
15 Board passes Note Resolution	I																																																										
Board executes BPA	I																																																										
16 Transcript assembly begins	BC																																																										
<u>December</u>	5 Note printing complete - Notes forwarded to State Treasurer	BC	<table border="1" style="width: 100%; border-collapse: collapse; font-size: 8px;"> <thead> <tr> <th colspan="7" style="background-color: #003366; color: white;">December</th> </tr> <tr> <th>S</th><th>M</th><th>T</th><th>W</th><th>R</th><th>F</th><th>S</th> </tr> </thead> <tbody> <tr> <td></td><td></td><td></td><td></td><td></td><td>1</td><td>2</td> </tr> <tr> <td>3</td><td>4</td><td>5</td><td>6</td><td>7</td><td>8</td><td>9</td> </tr> <tr> <td>10</td><td>11</td><td>12</td><td>13</td><td>14</td><td>15</td><td>16</td> </tr> <tr> <td>17</td><td>18</td><td>19</td><td>20</td><td>21</td><td>22</td><td>23</td> </tr> <tr> <td>24</td><td>25</td><td>26</td><td>27</td><td>28</td><td>29</td><td>30</td> </tr> <tr> <td>31</td><td></td><td></td><td></td><td></td><td></td><td></td> </tr> </tbody> </table>	December							S	M	T	W	R	F	S						1	2	3	4	5	6	7	8	9	10	11	12	13	14	15	16	17	18	19	20	21	22	23	24	25	26	27	28	29	30	31						
December																																																											
S	M	T		W	R	F	S																																																				
						1	2																																																				
3	4	5	6	7	8	9																																																					
10	11	12	13	14	15	16																																																					
17	18	19	20	21	22	23																																																					
24	25	26	27	28	29	30																																																					
31																																																											
Note registration instructions to State Treasurer	BC																																																										
Transcript completed and forwarded to Attorney General	BC																																																										
6 Closing arrangements distributed in writing	MA																																																										
Closing and delivery of funds	I/BC/MA																																																										
10 Transcript approved	--																																																										
Notes registered and forwarded to Purchaser	I/BC																																																										

I = Issuer, Salina Airport Authority
C = City of Salina
BC = Bond Counsel, Gilmore & Bell
MA = Municipal Advisor, Stifel

DATE: August 11, 2023
TO: Tim Rogers
FROM: Maynard Cunningham
SUBJECT: Aug 16, 2023, SAA Regular Board Meeting

Facilities and Construction Notes

New Projects

- **PH305 (SLN Fuel Facility Construction) AIP-49** –The grant application for construction of the SLN Fuel Facility was submitted to the FAA June 5, 2023. The base bid which includes relocation of the self-fuel station, new fuel facility construction (120,000 gallons Jet-A, 12,000 gallons Avgas, 20,000 gallons de-fuel, and demolition of existing fuel facility above-ground equipment were included in the grant application.

Current Projects

- **H626 (Hangar Rehabilitation) – Rehabilitation Construction –**



Hutton and subcontractors continue work on the Hangar 626 Rehabilitation. CMU block infill has been completed in areas where windows were removed. Gas pipe and electrical conduit rough-in has begun throughout the hangar. Metal stud framing is in process for the restrooms and other areas. Concrete forms are being constructed for the north hangar door rails and apron. Excavation and installation of the waste lines and grease interceptors for the trench drains at the north and south ends of the hangar is in process. Sheathing is being installed on the north and south exterior of the hangar.

- **H959 (1 Vision Aviation) – Air Discharge Analysis –** SAA, Dragun and partner Environmental Partners visited 1 Vision’s hangar bay December 15, 2022, and met with 1 Vision personnel to review processes, coatings, and air discharge analysis requirements. From Dragun’s review, it has been determined that the coatings in use and the volume calculations indicate that 1 Vision’s annual usage is below state regulation thresholds. An updated hangar layout and current paint volume projections were recently provided to Dragun and Environmental Partners for review. Dragun has recommended seeking a Kansas Department of Health and Environment (KDHE) air discharge permit for the painting operations regardless of whether the permit is required by regulation.
- **General Aviation Hangars (C-Hangars) –** SAA has received final site plans, building plans and footing drawings. Electrical plans were received August 11, 2023. Proposals were received from multiple contractors for the sitework, concrete, electrical, taxilane and fence relocation for selection of contractors. Pending receipt of the City of Salina building permit, sitework is expected to begin in September. Construction completion is scheduled by April 17, 2024.

- **Runway 12/30 AIP-48** – SAA received an award offer from the FAA on May 15, 2023 for design of the rehabilitation of Runway 12/30, including asphalt mill and overlay, edge lighting, lighted guidance signs, and removal of portions of excess pavement. Jviation is the engineering consultant performing the design. Formulation work including surveying and scanning the runway and associated areas was completed June 5-9, 2023. SAA, Jviation, and FAA personnel met at Salina Regional Airport July 12, 2023 for a design meeting and site tour of the project. Progress meetings with Jviation and SAA personnel will begin soon.
- **H504 (Former LifeSave Hangar)** – SAA maintenance personnel completed installing new flooring on the 1st floor living area. The previous carpet was damaged from rainwater getting into the area due to poor drainage on the exterior of the hangar. Maintenance personnel will also be performing site work on the east and south side of the hangar to improve drainage, so rainwater does not get into the facility in the future. A surveyor was on site to gather data to be able to provide elevations for optimal drainage. SAA is awaiting the results of the survey.

Special Projects

- **Former SAFB (Schilling Air Force Base) Environmental Cleanup Project**
 - **Plume B Excavation** – Excavation of a site near Building 614, as part of the Former SAFB environmental cleanup project, requires relocation of utilities for SAA Building 614 (maintenance shop) prior to the site excavation. Dragun Corp. has developed the scope of work and will seek contractor bids for the utility relocation including water, sewer, gas, and overhead electric power lines.
 - **Pilot Study** - An access agreement has been established with Flotation Technologies to perform a pilot study to test ground water treatment technology at one of the existing monitoring well sites located on K-State Salina property. They are gathering equipment near the site preparing to begin the study.
- **CTX Devices at SLN** - TSA approval has been received for a computed tomography explosives (CTX) detection device for checked baggage at the airport terminal building to improve passenger and bag screening. CTX device installation has been delayed due to the unit needing to be recertified.

Completed Projects

- **Multiple Locations (Fire Alarms)** – Johnson Controls, Inc. personnel completed annual fire alarm inspections in the eleven buildings and hangars at Salina Regional Airport and Airport Industrial Center that are equipped with fire alarms. Inspections were performed August 7-11, 2023.

DATE: August 11, 2023

TO: Tim Rogers, Executive Director

FROM: Kasey L. Windhorst

SUBJECT: August Board Meeting Update

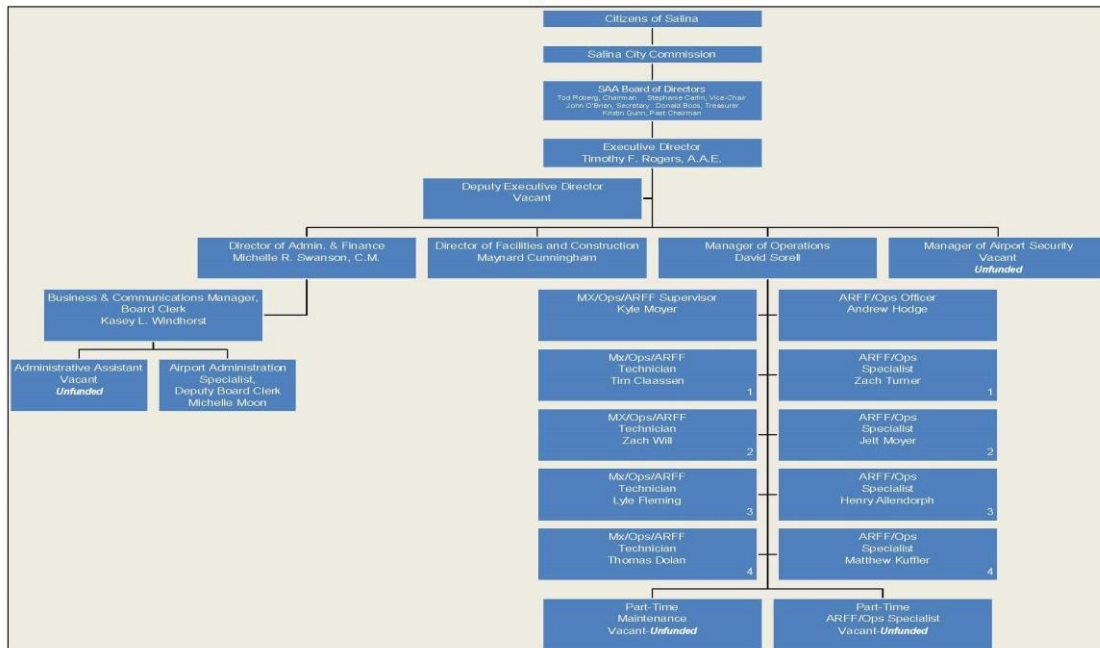
SAA Staff

We are pleased to announce we have filled the vacant full-time Maintenance, Operations and Aircraft Rescue Fire Fighting (ARFF) Technician position. Thomas Dolan accepted the position and started his employment with the Salina Airport Authority on Monday, August 7th. Thomas comes to the airport after several years in the construction industry. He received a dual certification from Salina Area Tech College in automotive maintenance and general construction. We are excited to have Thomas join our team. He will be a great addition to our staff.

Below is the updated org chart as of August 2023.



August 2023



Employee Training

During the month, SAA Maintenance, Operations and Aircraft Rescue and Fire Fighting (ARFF) personnel completed the annual wildlife training. The wildlife training is provided by Loomacres Wildlife Management. The course instructs airport personnel on proper identification and management of wildlife on the airport. The training also includes an annual review of the SAA Wildlife Hazard Management Plan (WHMP). The WHMP is a document created to provide a strategy for reducing the risk that wildlife poses to safe airport operations.

Upcoming Events

SAA staff is working with the International Aerobatic Club (IAC) to host the upcoming 2023 U.S. National Aerobatic Championships at Salina Regional Airport from September 21-30, 2023. The public is able to view all flight competitions from [Fossett Plaza, 2035 Beechcraft Rd.](#) The final event, which is 4-minute free-style flights that will include smoke, is scheduled for Friday, September 29, 2023 at 1:00 p.m. The tentative 2023 US Nationals schedule is posted online at: <https://www.iac.org/us-nationals-2023-schedule>

Announcements

Below are the upcoming regular scheduled board meetings and special board meetings through the end of the year. All board meetings will be held at Hangar H600, Room 100.

Wednesday, August 16, 2023, 8:00 a.m.	Regular Board Meeting
Wednesday, August 30, 2023, 4:00 p.m.	Special Board Meeting
Wednesday, September 20, 2023, 8:00 a.m.	Regular Board Meeting
Wednesday, October 18, 2023, 8:00 a.m.	Regular Board Meeting
Wednesday, November 15, 2023, 8:00 a.m.	Regular Board Meeting
Wednesday, December 20, 2023, 8:00 a.m.	Regular Board Meeting