

Ground Support Equipment & Logistics

As of January 1, 2024



**For questions, or to rent GSE or
Logistics Services, please contact
Shelli Swanson at
785-827-3914 or email
shellis@salair.org**



Ground Support Equipment and Logistics Fees

- Minimum of 1 hour for equipment rental
- Rates include delivery and return of equipment to any facility on the Airport.
- Equipment will be positioned fueled.
- Refueling, refilling or recharging required is responsibility of lessee.



Multiple day FOL activities qualify for the
\$225 per day logistics rate
accessing all equipment on this schedule.

Vehicles and Storage

Description:

Chevy 12 Passenger Van
Rate: \$55/HR, \$170/Day



Description:

GMC Box Truck
L 23'9" W 7'9" H 8'6"
Rate: \$55/HR, \$170/Day



Description:

International Semi
Flatbed Truck
Rate: \$55/HR, \$170/Day



Description:

1986 International
Series Stake Bed Truck
Rate: \$55/HR, \$170/Day



Description:

10K All-Terrain Forklift
15' Height Range
Rate: \$70/HR, \$170/Day



Description:

Bucket Truck Lift,
65' Height range
Rate: \$70/HR, \$170/Day



Ground Support Equipment

Description:

PS1: F350, Self propelled,
Passenger Air Stair
See attachment for height range
Rate: \$165/Day



Description:

PS4: Self-propelled,
Passenger Air Stair
See attachment for height range
Rate: \$165/Day



Description:

150 passenger stair,
towable
Rate: \$165/Day



Description:

S&S Tug, Mobile Belt
Loader, 11' Height Range
Rate: \$165/Day



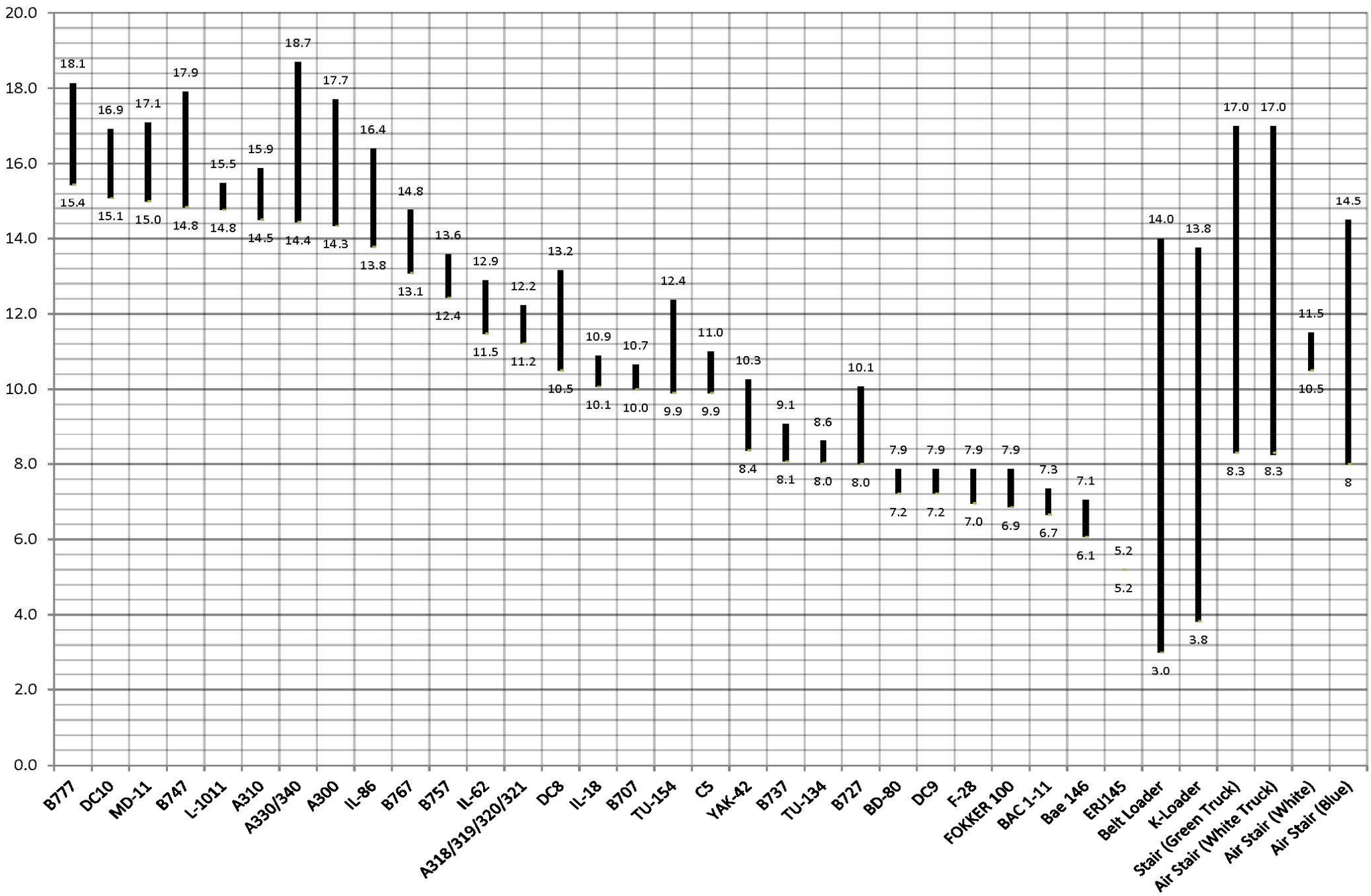
Description:

Portable Loading Ramp
L 36' x W 7'
Rate: \$70/Hr, \$160/Day



Height Range

Aircraft Door Sill Heights in Feet (Minimum to Maximum)



Ground Support Equipment

Description:

4K Forklift,
10.3' Height Range
Rate: \$70/HR, \$170/Day



Description:

10K Forklift,
12.6' Height Range
Rate: \$70/HR, \$170/Day




Description:

10K Forklift,
8.25' Height Range
Rate: \$70/HR, \$170/Day



Description:

4K Forklift,
9.5' Height Range
Rate: \$70/HR, \$170/Day



Description:

Man Lift Cage for forklift
Rate: \$30/HR, \$75/Day



Ground Support Equipment

Description:

Hobart AC Ground Power Unit 400 Hz Solid State 460 VAC 50-60Hz, 45 KVA
Rate: \$50/HR, \$130/Day



Description:

Hobart AC Ground Power Unit 28 VDC Solid State, 3ph/208-230-460V/60Hz
Rate: \$50/HR, \$130/Day



Description:

Conex Box
Quantity: 2
Rate: \$25/Day



Description:

Jack up Work Stand, 10' Height Range
Rate: \$65/HR, \$160/Day




Description:

3 sets of Portable Flood Lamp
35' tall
Rate: \$70/HR, \$200/Day



Description:

Flood Lamp 30' tall
Rate: \$70/HR, \$200/Day



Ground Support Equipment

Description:

Aircraft Tug
4,000 lbs. Weight Limit
Rate: \$55/HR, \$215/Day



Description:

Genie Scissor Lift
72" x 72" Platform
36 ft. Working Height Max.
750 lbs. lift capacity
Rate: \$70/HR, \$170/Day



Description:

Northwestern tug
4,000 lbs. Weight Limit
Rate: \$55/HR, \$215/Day



Description:

DRASH M Series
Shelter (Qty 3)
Rate: \$25/day/unit



Description:

Bobtail tug
5,500 lbs. Weight Limit
Rate: \$55/HR, \$215/Day



Description:

Folding Chairs (Qty 300)
6' White Tables (Qty 120)

