

DATE: June 16, 2023
TO: SAA Board of Directors
FROM: Tim Rogers and Shelli Swanson
SUBJECT: **June 21, 2023 SAA Regular Board Meeting**

Enclosed are items for your review prior to Wednesday's meeting. Please note that the meeting will be held in the **first-floor conference room, Hangar 600, 2720 Arnold Ct.** A map showing the location of Hangar 600 is enclosed in your board meeting packet. The meeting is also available via the following GoTo link.

<https://meet.goto.com/salinaairport/salina-airport-authority-board-meeting>

Wednesday's meeting will feature discussion concerning the following Airport Authority **STARS** objectives:

- Airport Authority strategic planning and staff succession planning
- Airfield improvement projects financing
- Effective management of Airport Authority investment funds
- Salina Airport facility improvements and use of innovative technologies

Please note the following agenda item comments.

Agenda Item #5 – Airport Activity Reports and Financial Statement Reports for the Month Ending May 31, 2023 (Rogers and Swanson)

Airport Activity – Air Traffic (Rogers)

The Salina air traffic control tower (ATCT) recorded 7,734 operations during May 2023 which was a 30% increase as compared to the May 2022 total of 5,965. For the year-to-date, a total of 35,680 operations have occurred at Salina Airport which is 28% more than the May 2022 YTD total of 27,804.

Airport Activity – Fuel Flowage (Rogers)

The May 2023 fuel flowage came in at 190,510 gallons which was 43% more than the May 2022 total of 132,882 gallons. For the year-to-date, a total of 780,776 gallons have been delivered at the Airport which is 25% less than the May 2022 YTD total of 1,036,868 gallons.

Airport Activity – Passenger Enplanements (Rogers)

During May 2023 SkyWest enplaned 1,783 passengers, which was a 1.6% decrease over the May 2022 total of 1,813 passengers. The May 2023 total passenger count was 3,573 which was an .6% decrease as compared to the May 2022 total of 3,594. Total May 2023 YTD passenger enplanements on SkyWest flights totaled 6,148 which was a 22% decrease as compared to the May 2022 YTD total of 7,845. **United is still working on fixing an issue with the July schedule change. Currently only SLN to/from DEN flights are available for purchase on United.com. Connecting flights and fares are in the reservations system, but not shown on the web site.**

Financial Reports – Comments and Notes (Swanson)

Highlights from the May 31, 2023, financials include:

- Unrestricted cash in bank at \$1,618,192 (Cash in bank operating funds less security deposits returnable.)
- Total YTD income came in 8% over the same period in 2022 and is tracking 7% or \$92,900 ahead of the 2023 budget projections.
- Total operating expenses came in 6% under budget and are down 1% or \$15,289 less than 2022.
- Net operating income before depreciation equaled \$179,060 at the end of May, which is ahead of budget by \$165,469.

The disbursements from the 2021-1 and 2022-1 GO Temporary Note project fund accounts during May are included as a separate report in the enclosed financial statements.

Financial Reports – May 2023 Significant Expenditures/Payables Report Enclosed

Financial Reports – Accounts Receivable Past Due 31 days or more as of June 16, 2023 (Swanson)

Account	Amount	Days	Comments
Agco Corporation	\$7,443	31>90	Building rental & finance charges
Enel Green Power	\$3,760	31>90	Building rental & finance charges
Max Alan Hale	\$88	31-60	Hangar rental
Kansas Military Board	\$1,115	31-60	Building rental
One Office Solutions	\$600	31-60	Building rental

Short-term Leasing Activity

In May 25, the SAA executed a 13-day agreement with the 357th A-10 Fighter Squadron, Davis Monthan AFB, AZ for the leasing of a portion of Hangar 600 for the spring exercise that finished June 9. This agreement will generate \$17,400 in hangar and equipment rental revenue.

Agenda Item #6 – Consideration of SAA Resolution No. 23-10 Declaring the Airport Authority’s Intent to Levy a Maximum One (1) Mill to Provide Matching Funds for State and Federal Grants.

(Rogers and Swanson)

Enclosed is a copy of SAA Resolution No. 23-10 that declares the Airport Authority’s intent to levy up to a 1-mill property tax as permitted by K.S.A. 27-322(b). The declaration of intent does not commit the Airport Authority to a 1-mill tax levy for federal and state matching funds at this time. The declaration of intent allows for public comment before final action by the Airport Authority at our September 20, 2023, board meeting. As provided in K.S.A. 27-322(b), the Airport Authority will publish a notice of intent that gives opportunity for public comment or petition.

Funds raised by a 1-mill tax levy would be used to provide a required local match for airfield improvement projects such as the M.J. Kennedy Terminal Building expansion and the rehabilitation of Runway 12/30.

Recommendation: Approval of SAA Resolution No. 23-10 and authorize Chair Roberg to sign the resolution.

Agenda Item #7 - Consideration of SAA Resolution No. 23-11 Designating Airport Authority Depositories. (Swanson)

Enclosed is an updated copy of the SAA's 2023 resolution that designates banks used by the Airport Authority. The resolution adds Equity Bank to the list of banks authorized to receive and hold SAA funds. Equity Bank provided the Airport Authority with the best investment rate for the proceeds of this year's G.O. Bond issue. At our meeting Shelli will review the results of proposals received from local banks. The G.O. bond proceeds are currently on deposit with the Kansas Municipal Investment Pool (KMIP) and will be transferred to Equity Bank following approval of Resolution No.23-11.

Recommendation: Approval of SAA Resolution No. 23-11 and authorize Chair Roberg to sign the resolution.

Agenda Item #6 – Review and Discussion of Airport Authority 2024 Goals By Core Values (STARS) (Rogers and Dreiling)

Enclosed is a capstone document (draft) for this year's strategic planning effort. The document lists Airport Authority goals that are a result of board meeting strategic planning discussions and staff input. The goals are associated with Airport Authority **STARS** core values. The document will become the basis of developing the Airport Authority's 2024 financial budget.

Lindsey Dreiling and I will be looking for SAA board input on goals that we missed and that you would like to be included.

Agenda Item #9 – SAA Board Meetings Calendar (Rogers and Swanson)

Enclosed is an updated schedule of board meetings for the remainder of 2023. The meetings schedule enables us to meet all deadlines associated with preparing the SAA's 2024 budget. Budget preparation has become more deliberate due to new legislative requirements and notices required for setting mill levy amounts.

Agenda Item #10 – Hangar H626 Rehabilitation Update. (Rogers and Cunningham)

At the meeting, we'll provide you an update on the H626 project. Specifically, we'll review an opportunity to install foamless fire suppression system in the H626 hangar bay. A foamless system will meet the SAA goal to adopt technology that is environmentally safe, lessens the possibility of substantial aircraft damage in the event of a system discharge and limits personal injury in the event of an inadvertent discharge. The foamless system being considered meets all the requirements of protecting the hangar, aircraft and occupants in the event of a fire.

Agenda Item #10 – Hangar H626 Facility Tour (Rogers and Cunningham)

We'll walk over to hangar H626 for a firsthand look at the project and discuss project phasing. At the end of the tour, we can adjourn the meeting while at H626.

Please let me know if you had questions that you would like me to prepare for prior to the board meeting.

SALINA AIRPORT AUTHORITY REGULAR BOARD MEETING
Hangar H600, First Floor Conference Room
2720 Arnold Court

June 21, 2023 – 8:00 AM

AGENDA

Call to Order: (Roberg)

1. Call to order, determine that a quorum is present and confirm that a meeting notice has been published. (Roberg)
2. Recognition of guests. (Roberg)
3. Additions to the agenda and agenda overview. (Rogers)

Action Items: (Roberg)

4. Approval of the minutes of the May 17, 2023, regular board meeting. (Roberg)
5. Approval of airport activity and financial reports for the month ending May 31, 2023.
6. Consideration of SAA Resolution No. 23-10 declaring the Salina Airport Authority's intent to levy a one mill tax to provide funds to match federal or state grants relating to the development, improvement, operation, or maintenance of the Salina Regional Airport. (Rogers and Swanson)
7. Consideration and approval of SAA Resolution No. 23-11 designating the depositories for Airport Authority funds. (Swanson)

Strategic Planning: (Rogers and Dreiling)

8. Review and discussion of the Airport Authority's 2024 Goals by Core Values.

Staff Reports: (Rogers)

9. Review of the SAA board's meeting schedule for the remainder of 2023.

Directors' Forum: (Roberg)

Visitor's Questions and Comments: (Roberg)

Announcements: (Windhorst)

Airport Facility Tour: (Rogers)

10. Hangar H626 rehabilitation update and tour (Rogers and Cunningham)

Adjournment: (Roberg)



**MINUTES OF THE REGULAR MEETING OF THE BOARD
OF DIRECTORS OF THE SALINA AIRPORT AUTHORITY
MAY 17, 2023
HANGAR 600, ROOM 100**

Call to Order

Chair Tod Roberg called the meeting to order at 8:00 A.M. and confirmed that a quorum was present. Business and Communications Manager Kasey Windhorst distributed and published the meeting notice and board packet on Friday, May 12, 2023. The amended agenda was published and distributed by Windhorst on Tuesday, May 16, 2023.

Attendance

Attendance was taken. Present were Directors Roberg, Carlin, Gunn, O'Brien and Boos (via VTC). Executive Director Tim Rogers; Director of Administration and Finance Shelli Swanson; Business and Communications Manager Kasey Windhorst; Airport Administration Specialist Michelle Moon; and Attorney Greg Bengtson attended. Guests were Julie Yager-Zucker, Avflight Salina; David Arteberry, Stiefel; Mitch Walter, Gillmore & Bell; Lindsey Dreiling, Dreiling Aviation Services; and Cody Heiman, First Bank Kansas.

Agenda

Executive Director Rogers provided an overview of the amended agenda.

Consent Agenda

The consent agenda included the following.

- Approval of the minutes of the April 19, 2023 regular board meeting
- Approval of the airport activity and financial reports ending April 30, 2023

Director Gunn moved to approve the items on the consent agenda, seconded by Director O'Brien.

Motion carried 5 – 0.

Strategic Planning

Lindsey Dreiling provided a review of the “STARS” core values developed by the board and staff for definitions.

- **Safety** – Approach each day’s tasks with attention and dedication to the safety of staff, airport users, tenants, and the public. Safety goals are achieved by means of planning and execution.
- **Trust** – Trust is earned by adhering to the SAA’s Code of Ethics and commitment to fair and equitable treatment of all individuals, organizations, and entities.
- **Adaptability** – An important factor for economic and organizational success is the ability to make changes to fit changing local and world events. To meet the challenges of change, SAA board members and staff members are committed to make affective adjustments to goals and objectives.
- **Rooted in Community** – The SAA’s goals and objectives are intended to result in a positive economic impact through partnerships that lead to business and jobs growth. The Airport Authority’s partnerships also help improve the Salina community’s quality of life.
- **Success** – The Airport Authority’s success is measured by the success of its tenants, community partners, and staff members.

Dreiling discussed the succession planning, including the Deputy Executive Director position announcement draft, qualifications, and recruitment timeline.

Public Hearing

Chair Roberg opened the public hearing at 8:43 a.m. regarding the intent of the Salina Airport Authority to issue \$8,878,000 in General Obligation Bonds, Series 2023-B, subject to AMT. Chair Roberg asked for public comment. No public comments were offered. The public hearing closed at 8:44 a.m.

Salina Airport Authority General Obligation Bonds

Swanson introduced David Arteberry, of Stiefel, Nicholas & Company, Inc. Arteberry reviewed the steps taken to facilitate the bond sale and stated that the bonds had a Moody's Rating of Aa3. The bond sale was held on May 16, 2023 with strong bids on all three offerings. Swanson stated that the competition on the bids lowered the overall interest rate, reducing the expected cost by \$500,000. The results of the bond sale are:

- \$1,000,000 Taxable General Obligation Bonds, Series 2023-A:
UMB Bank at 4.349556%
- \$8,870,000 General Obligation Bonds, subject to AMT, Series 2023-B:
Loop Capital Markets, LLC at 4.291077%
- \$6,855,000 General Obligation Bonds, tax exempt, Series 2023-C:
Robert W. Baird & Co., Inc. at 4.110996%

SAA Resolutions No. 23-07, 23-08 and 23-09

Salina Airport Authority Resolution 23-07

Director O'Brien made the motion to (a) accept the bid from UMB Bank submitted for the 2023-A Series bonds and direct the Chair and Board Clerk to execute the bid form selling the Bonds to UMB Bank on the basis of the bid and the terms specified in the Notice of Bond Sale; and (b) adopt Resolution 23-07 authorizing and directing the issuance, sale and delivery of the taxable general obligation bonds, Series 2023-A, of the Salina Airport Authority. Director Gunn seconded the motion. The motion passed unanimously.

Salina Airport Authority Resolution 23-08

Director Gunn made the motion to (a) accept the bid from Loop Capital Markets, LLC submitted for the 2023-B Series bonds and direct the Chair and Board Clerk to execute the bid form selling the Bonds to Loop Capital Markets, LLC on the basis of the bid and the terms specified in the Notice of Bond Sale; and (b) adopt Resolution 23-08 authorizing and directing the issuance, sale and delivery of the taxable general obligation bonds, Series 2023-B, of the Salina Airport Authority. Director O'Brien seconded the motion. The motion passed 5 - 0.

Salina Airport Authority Resolution 23-09

Director Carlin made the motion to (a) accept the bid from Robert W. Baird & Co., Inc. submitted for the 2023-C Series bonds and direct the Chair and Board Clerk to execute the bid form selling the Bonds to Robert W. Baird & Co., Inc. on the basis of the bid and the terms specified in the Notice of Bond Sale; and (b) adopt Resolution 23-09 authorizing and directing the issuance, sale and delivery of the taxable general obligation bonds, Series 2023-C, of the Salina Airport Authority. Director Gunn seconded the motion. The motion passed 5 - 0.

Stryten Salina, LLC Lease Addendum

Rogers provided an overview of the lease with Stryten Salina, LLC. Swanson reviewed the

current lease terms and the proposed changes to the lease.

Lease Addendum Effective Date:	October 1, 2023
Lease Term Expiration:	January 31, 2025
Basic rental:	Primary Term: \$20,125 per month Option Period 1: \$20,145 per month Option Period 2: \$20,347 per month \$2.50-2.53 per SF per year
Utilities:	Lessee responsibility
Bldg. Insurance	SAA responsibility
Broker Fee:	SAA responsibility- 3% of total gross aggregate Base rent and any lease renewal terms, if exercised.

Director Gunn moved for the approval of the proposed B655 Second Addendum with Stryten Salina LLC and authorize Chair Roberg to sign the Agreement. Director Boos seconded the motion. The motion carried unanimously.

Transfer of property to Salina Area Technical College (SATC)

Rogers reviewed the SATC project for the board. Bengtson discussed the details of the Kansas Warranty Deed that transfers Lot 8 to SATC. Director Carlin moved to approve the transfer of Lot 8, Block 4, Schilling Subdivision No. 5, City of Salina (1.57 acres) to the Salina Area Technical College for the Construction of a New Building for the Industrial Maintenance and Automation Program by means of a Kansas Warranty Deed. Director Boos seconded. Motion carried 5 – 0.

AIP 48 Grant Agreement

Rogers provided an overview of the Runway 12/30 rehabilitation project. For the design phase, FAA funding is available for 90% of the cost, the remaining 10% of the cost to be the airport authority's share. Swanson stated that the amounts of the project funding would be \$315,450

from the FAA and \$35,050 paid from mill levy funds. Rogers provided the timeline for the project with the design phase being completed summer 2023, the project set for bidding in the fall, and construction to begin early in 2024. Director Carlin moved to accept the \$315,450, FAA, Airport Improvement Program (AIP) Grant Agreement No. 48 to fund ninety (90%) of the cost to design the rehabilitation of Runway 12/30 at the Salina Regional Airport, including resurfacing, new runway edge lighting and lighted guidance signs. Director Gunn seconded the motion. Motion carried 5 – 0.

Aviation Engineering and Design Contract

Director Gunn moved to approve the \$359,839 contract with Aviation for the engineering and design of the Runway 12/30 rehabilitation project. Director Boos seconded the motion. Motion passed unanimously.

Staff Reports

Rogers presented the change in SkyWest's July 2023 schedule for Denver flights, moving to a morning departure.

Rogers updated the board on the progress at Hangar H626 and noted that the TSA AIT installation is underway at the terminal building.

Swanson announced the GFOA Certification of Achievement for Financial Reporting.

Director Carlin moved to adjourn, seconded by Director Gunn. The meeting was adjourned at 9:45

A.M.

Minutes approved at the June 21, 2023, board meeting.

Kasey L. Windhorst, Board Clerk

(SEAL)

DRAFT

**SALINA AIRPORT AUTHORITY
AIRPORT ACTIVITY REPORT
2023**

AIR TRAFFIC/ATCT

May, 2023	7,734 Operations 715 Instrument Operations 473 Peak Day
May, 2022	5,965 Operations 745 Instrument Operations 445 Peak Day
January 2023 - May 2023	35,680 Operations
January 2022 - May 2022	27,804 Operations
January 2021 - May 2021	32,982 Operations

FUEL FLOWAGE

May, 2023	190,510 Gallons
May, 2022	132,882 Gallons
January 2023 - May 2023	780,776 Gallons
January 2022 - May 2022	1,036,868 Gallons
January 2021 - May 2021	771,768 Gallons

		Avflight	
		Military/Gov't	Self-fuel
KSU-S	Avflight Salina	Portion	Station Portion
8,465	182,045	58,945	440
8,523	124,359	18,661	213
51,165	729,611	171,846	1,406
52,787	984,081	305,877	1,352
53,188	718,580	137,154	1,561

SkyWest Airlines

ENPLANEMENTS

May, 2023	1,783 Passengers
May, 2022	1,813 Passengers
January 2023 - May 2023	6,148 Passengers
January 2022 - May 2022	7,845 Passengers
January 2021 - May 2021	4,288 Passengers

DEPLANEMENTS

TOTAL

1,790 Passengers	3,573
1,781 Passengers	3,594

ENPLANEMENTS - Charter Flights

May, 2023	199 Passengers
May, 2022	477 Passengers
January 2023 - May 2023	462 Passengers
January 2022 - May 2022	2,065 Passengers
January 2021 - May 2021	862 Passengers

TOTAL ENPLANEMENTS - Scheduled Flights & Charter Flights

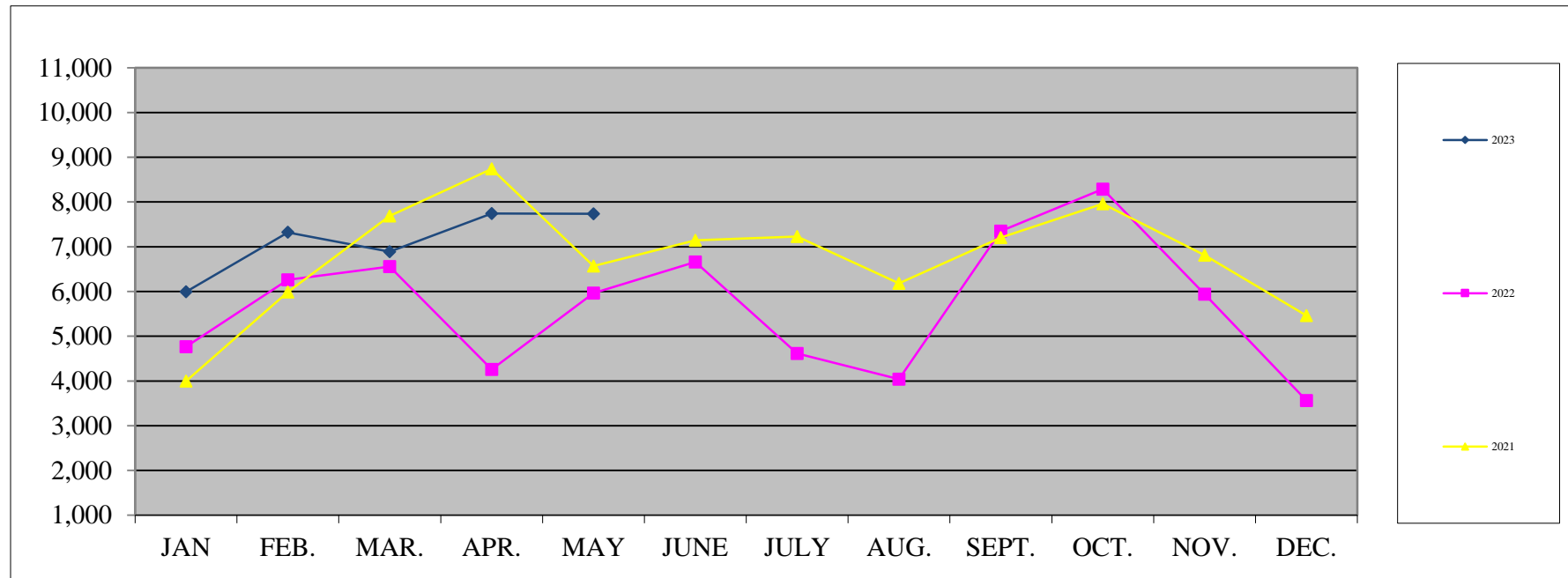
May, 2023	1,982 Passengers
May, 2022	2,290 Passengers
January 2023 - May 2023	6,610 Passengers
January 2022 - May 2022	9,910 Passengers
January 2021 - May 2021	5,150 Passengers

AIRPORT TRAFFIC RECORD
2022 - 2023

	ITINERANT					LOCAL			Total Operations
	AC	AT	GA	MI	Total Itinerant	Civil	Military	Total Local	
2023									
January, 23	125	1,650	655	267	2,697	3,018	278	3,296	5,993
February, 23	130	2,351	701	299	3,481	3,615	224	3,839	7,320
March, 23	138	1,757	652	349	2,896	3,766	228	3,994	6,890
April, 23	130	2,074	759	348	3,311	4,246	186	4,432	7,743
May, 23	128	1,893	898	341	3,260	4,184	290	4,474	7,734
June, 23									
July, 23									
August, 23									
September, 23									
October, 23									
November, 23									
December, 23									
Totals January - May	651	9,725	3,665	1,604	15,645	18,829	1,206	20,035	35,680
2022									
January, 22	124	1,618	610	156	2,508	2,062	194	2,256	4,764
February, 22	128	2,269	680	151	3,228	2,974	58	3,032	6,260
March, 22	131	2,009	722	329	3,191	3,188	178	3,366	6,557
April, 22	176	1,876	616	151	2,819	1,381	58	1,439	4,258
May, 22	186	1,617	711	176	2,690	3,093	182	3,275	5,965
June, 22									
July, 22									
August, 22									
September, 22									
October, 22									
November, 22									
December, 22									
Totals January - May	745	9,389	3,339	963	14,436	12,698	670	13,368	27,804
Difference	-94	336	326	641	1,209	6,131	536	6,667	7,876
YTD % Change	-13%	4%	10%	67%	8%	48%	80%	50%	28%
Legend:	AC: Air Carrier		AT: Air Taxi						
	GA: General Aviation		MI: Military						

AIR TRAFFIC

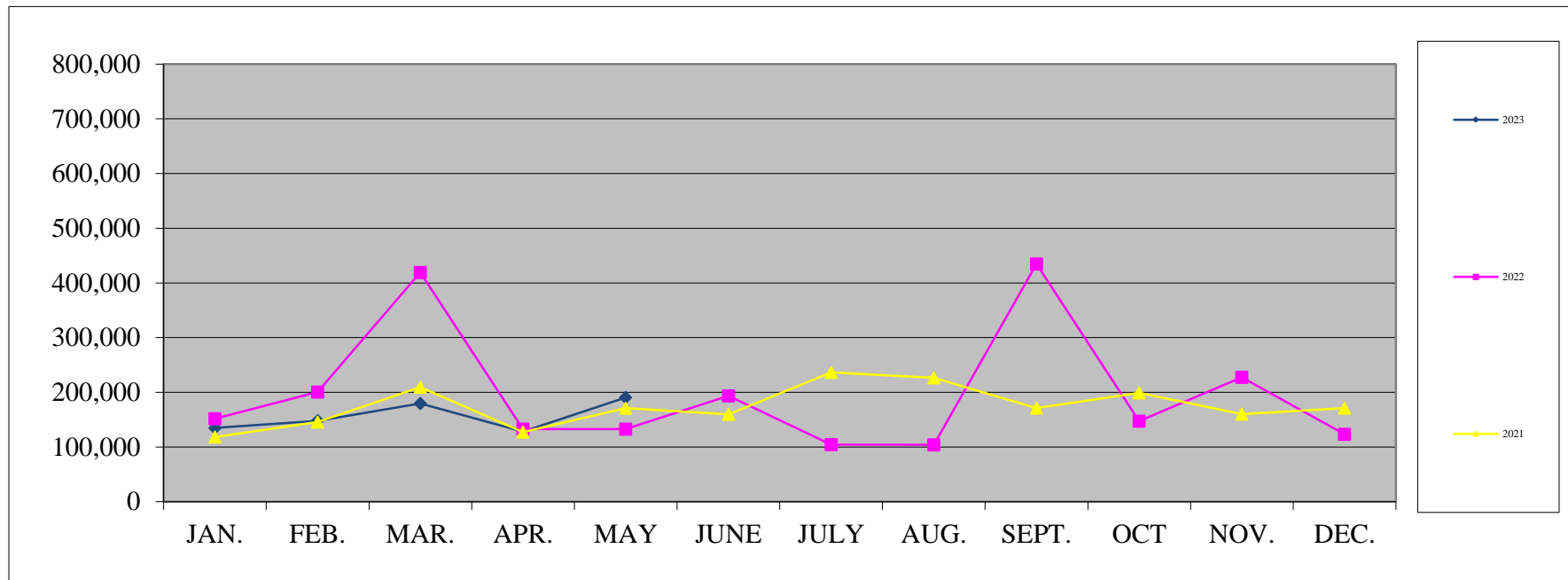
	<u>JAN</u>	<u>FEB.</u>	<u>MAR.</u>	<u>APR.</u>	<u>MAY</u>	<u>JUNE</u>	<u>JULY</u>	<u>AUG.</u>	<u>SEPT.</u>	<u>OCT.</u>	<u>NOV.</u>	<u>DEC.</u>	<u>TOTAL</u>
2023	5,993	7,320	6,890	7,743	7,734								35,680
2022	4,764	6,260	6,557	4,258	5,965	6,660	4,613	4,040	7,352	8,289	5,940	3,564	68,262
2021	3,996	5,989	7,688	8,739	6,570	7,142	7,230	6,181	7,206	7,958	6,808	5,463	80,970
2020	3,109	6,494	2,841	1,398	2,614	5,846	5,399	7,318	7,550	8,532	5,078	4,269	60,448
2019	3,102	4,852	6,848	8,225	6,328	8,541	8,051	5,520	7,187	7,240	6,072	4,587	76,553
2018	3,418	4,601	6,312	5,510	5,094	6,865	6,865	4,910	6,336	9,974	5,317	4,091	69,293
2017	3,539	6,598	5,329	5,340	4,253	4,338	3,613	4,717	7,081	6,177	6,062	4,094	61,141
2016	4,422	7,789	7,962	7,312	6,898	8,011	5,877	4,789	7,593	6,052	5,458	4,948	77,111
2015	6,918	7,133	8,557	8,870	8,022	7,268	8,089	5,426	8,846	11,367	8,753	7,101	96,350
2014	6,511	6,887	7,143	8,426	8,365	7,234	7,423	5,756	9,035	10,496	8,316	5,509	91,101
2013	5,341	7,146	7,440	7,349	7,336	8,291	6,696	6,694	8,755	10,136	7,946	7,001	90,131



FUEL FLOWAGE

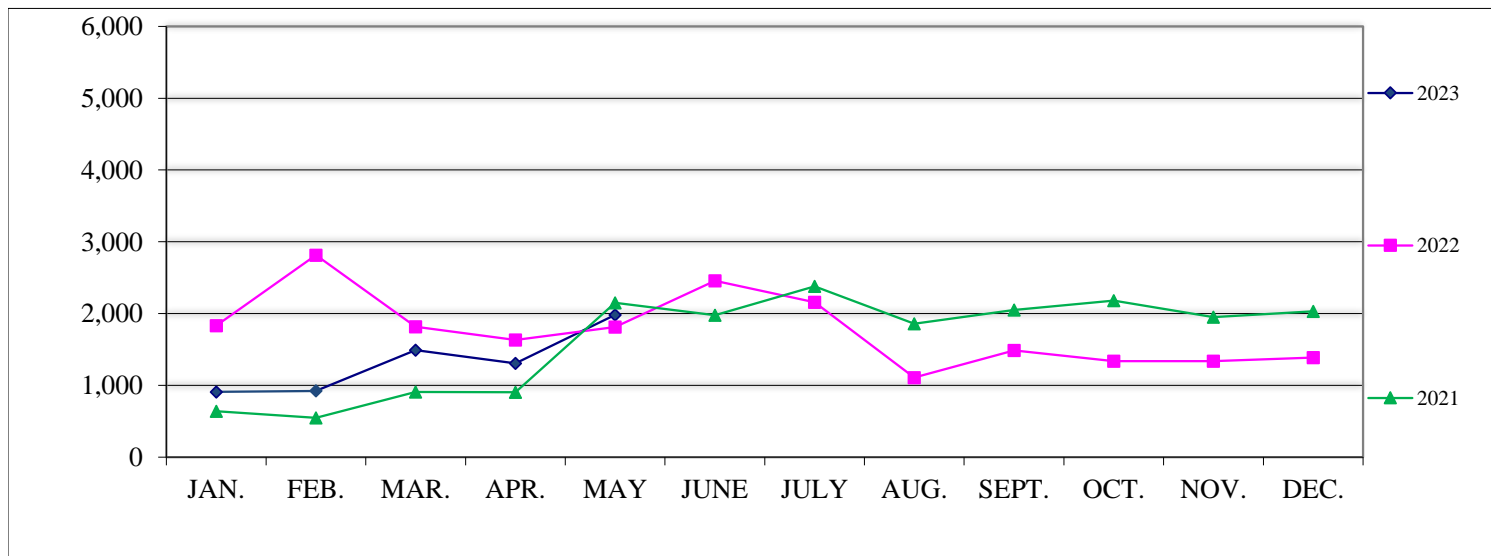
Gallons of Fuel Sold at SLN

	<u>JAN.</u>	<u>FEB.</u>	<u>MAR.</u>	<u>APR.</u>	<u>MAY</u>	<u>JUNE</u>	<u>JULY</u>	<u>AUG.</u>	<u>SEPT.</u>	<u>OCT</u>	<u>NOV.</u>	<u>DEC.</u>	<u>TOTAL</u>
2023	134,955	147,775	179,414	128,122	190,510								780,776
2022	151,697	200,550	418,947	132,791	132,881	193,611	104,328	103,932	434,725	147,216	227,214	123,281	2,371,173
2021	118,269	145,726	209,376	127,107	171,289	159,725	236,452	226,367	171,259	199,197	160,279	171,150	2,096,198
2020	118,337	341,329	124,865	56,765	90,326	105,987	142,234	692,613	128,710	208,081	170,893	114,869	2,295,009
2019	156,531	183,334	150,881	119,745	172,835	157,376	111,147	645,834	161,888	223,382	108,525	87,182	2,278,659
2018	74,807	186,507	172,561	154,513	131,941	367,663	288,977	303,273	348,454	161,563	125,129	99,437	2,414,825
2017	115,075	588,072	203,387	149,134	143,801	211,351	160,134	126,751	418,616	172,614	200,050	133,173	2,622,158
2016	80,221	136,763	130,990	94,673	153,410	132,964	208,846	375,330	137,906	126,983	100,764	182,062	1,860,912
2015	176,746	188,406	290,470	132,543	128,100	126,428	237,782	108,581	143,816	717,601	147,853	89,277	2,487,603
2014	115,573	135,651	112,694	95,549	110,387	282,468	103,108	83,757	91,423	652,207	90,948	97,295	1,971,061
2013	139,227	165,167	138,056	121,295	120,083	282,743	134,677	137,840	126,523	134,024	151,427	106,917	1,757,981



ENPLANEMENTS

	<u>JAN.</u>	<u>FEB.</u>	<u>MAR.</u>	<u>APR.</u>	<u>MAY</u>	<u>JUNE</u>	<u>JULY</u>	<u>AUG.</u>	<u>SEPT.</u>	<u>OCT.</u>	<u>NOV.</u>	<u>DEC.</u>	<u>TOTAL</u>
2023	910	922	1,489	1,307	1,982	2,458	2,157	1,109	1,486	1,338	1,339	1,386	6,610
2022	1,833	2,815	1,815	1,634	1,813	2,458	2,157	1,109	1,486	1,338	1,339	1,386	21,183
2021	638	548	909	904	2,151	1,979	2,379	1,859	2,050	2,182	1,949	2,032	19,407
2020	1,232	4,716	2,219	52	105	338	392	1,705	552	624	602	628	10,561
2019	996	1,659	1,698	1,548	1,865	1,727	2,065	2,556	1,540	1,958	1,703	1,874	21,189
2018	414	715	370	783	1,387	1,751	1,623	5,553	2,095	2,230	1,756	1,622	20,299
2017	720	1,344	731	756	761	852	793	746	3,874	946	1,229	1,207	13,959
2016	36	0	0	0	0	104	372	910	637	558	574	692	3,883
2015	528	107	4,550	531	122	88	77	79	61	3,574	592	80	10,389
2014	145	109	140	135	175	403	282	223	178	431	157	178	2,556
2013	166	191	205	214	243	218	202	205	161	178	212	243	2,438



****Adjustment based on Nonscheduled/On-Demand Air Carrier Filings FAA Form 1800-31**

SALINA Airport *Authority*

MAY 2023

FINANCIAL STATEMENTS

Moody's Credit Opinion -
Salina Airport Authority, KS /
8 May 2023

Salina Airport Authority
Statement of Net Position Prev Year Comparison
As of May 31, 2023

06/16/2023

	<u>May 31, 23</u>	<u>Apr 30, 23</u>	<u>\$ Change</u>	<u>May 31, 22</u>	<u>\$ Change</u>	<u>% Change</u>
ASSETS						
Current Assets						
Checking/Savings						
Cash in Bank-Bond Funds	578,742	828,810	-250,068	1,856,496	-1,277,754	-69%
Cash in bank-Operating Funds	1,742,904	1,133,887	609,017	2,124,595	-381,691	-18%
Cash in Bank - Mill Levy	2,573,046	1,763,538	809,508	2,210,399	362,647	16%
Total Checking/Savings	<u>4,894,692</u>	<u>3,726,235</u>	<u>1,168,457</u>	<u>6,191,490</u>	<u>-1,296,798</u>	<u>-21%</u>
Accounts Receivable						
Accounts Receivable	116,230	156,881	-40,651	52,498	63,732	121%
Total Accounts Receivable	<u>116,230</u>	<u>156,881</u>	<u>-40,651</u>	<u>52,498</u>	<u>63,732</u>	<u>121%</u>
Other Current Assets						
Agri Land Receivable	71,000	71,000	0	66,760	4,240	6%
Mill Levy receivable	235,117	1,177,599	-942,482	1,100,648	-865,531	-79%
Other current assets	1,095,283	1,159,685	-64,402	2,342,204	-1,246,921	-53%
Undeposited Funds	11,752	9,578	2,174	4,340	7,412	171%
Total Other Current Assets	<u>1,413,152</u>	<u>2,417,862</u>	<u>-1,004,710</u>	<u>3,513,952</u>	<u>-2,100,800</u>	<u>-60%</u>
Total Current Assets	<u>6,424,074</u>	<u>6,300,978</u>	<u>123,096</u>	<u>9,757,940</u>	<u>-3,333,866</u>	<u>-34%</u>
Fixed Assets						
Fixed assets at cost	103,213,812	102,879,830	333,982	95,130,537	8,083,275	8%
Less accumulated depreciation	-54,703,721	-54,453,721	-250,000	-51,212,665	-3,491,056	-7%
Total Fixed Assets	<u>48,510,091</u>	<u>48,426,109</u>	<u>83,982</u>	<u>43,917,872</u>	<u>4,592,219</u>	<u>10%</u>
Other Assets						
Deferred Outflow of Resources	1,147,779	1,147,779	0	1,085,654	62,125	6%
Other assets	3,009,970	3,009,970	0	3,331,006	-321,036	-10%
Total Other Assets	<u>4,157,749</u>	<u>4,157,749</u>	<u>0</u>	<u>4,416,660</u>	<u>-258,911</u>	<u>-6%</u>
TOTAL ASSETS	<u>59,091,914</u>	<u>58,884,836</u>	<u>207,078</u>	<u>58,092,472</u>	<u>999,442</u>	<u>2%</u>
LIABILITIES & EQUITY						
Liabilities						
Current Liabilities						
Accounts Payable						
Accounts payable	385,073	452,543	-67,470	1,801,604	-1,416,531	-79%
Total Accounts Payable	<u>385,073</u>	<u>452,543</u>	<u>-67,470</u>	<u>1,801,604</u>	<u>-1,416,531</u>	<u>-79%</u>
Total Credit Cards	<u>4,204</u>	<u>3,212</u>	<u>992</u>	<u>7,668</u>	<u>-3,464</u>	<u>-45%</u>
Other Current Liabilities						
Accrued debt interest payable	149,195	104,605	44,590	140,368	8,827	6%
Debt, current portion	8,397,157	8,397,157	0	1,710,800	6,686,357	391%
Deferred Agri Land Revenue	41,417	47,333	-5,916	38,943	2,474	6%
Deferred Mill Levy revenue	1,594,175	1,821,914	-227,739	1,432,699	161,476	11%
Other current liabilities	209,594	233,900	-24,306	181,662	27,932	15%
Total Other Current Liabilities	<u>10,391,538</u>	<u>10,604,909</u>	<u>-213,371</u>	<u>3,504,472</u>	<u>6,887,066</u>	<u>197%</u>
Total Current Liabilities	<u>10,780,815</u>	<u>11,060,664</u>	<u>-279,849</u>	<u>5,313,744</u>	<u>5,467,071</u>	<u>103%</u>
Long Term Liabilities						
Debt - Long Term	25,243,583	24,909,083	334,500	25,617,773	-374,190	-1%
Deferred Inflows of Resources	3,621,787	3,621,787	0	4,430,714	-808,927	-18%
Less current portion	-8,397,157	-8,397,157	0	-1,710,800	-6,686,357	-391%
Net OPEB Liability (KPERS)	9,003	9,003	0	13,911	-4,908	-35%
Net Pension Liability	942,015	942,015	0	509,789	432,226	85%
Security Deposits Returnable	124,712	132,891	-8,179	94,064	30,648	33%
Total Long Term Liabilities	<u>21,543,943</u>	<u>21,217,622</u>	<u>326,321</u>	<u>28,955,451</u>	<u>-7,411,508</u>	<u>-26%</u>
Total Liabilities	<u>32,324,758</u>	<u>32,278,286</u>	<u>46,472</u>	<u>34,269,195</u>	<u>-1,944,437</u>	<u>-6%</u>
Equity						
Invested in Capital Assets net	24,325,734	24,839,222	-513,488	21,491,372	2,834,362	13%
Net assets, Designated	90,000	90,000	0	90,000	0	0%
Net assets, Unrestricted	2,193,311	1,679,822	513,489	1,340,494	852,817	64%
Net Income	158,111	-2,492	160,603	901,410	-743,299	-82%
Total Equity	<u>26,767,156</u>	<u>26,606,552</u>	<u>160,604</u>	<u>23,823,276</u>	<u>2,943,880</u>	<u>12%</u>
TOTAL LIABILITIES & EQUITY	<u>59,091,914</u>	<u>58,884,838</u>	<u>207,076</u>	<u>58,092,471</u>	<u>999,443</u>	<u>2%</u>

Salina Airport Authority
Profit & Loss Budget Performance
 May 2023

3:42 PM
 06/16/2023
 Accrual Basis

	<u>May 23</u>	<u>Jan - May 23</u>	<u>YTD Budget</u>	<u>\$ Over Budget</u>	<u>% of Budget</u>	<u>Annual Budget</u>
Ordinary Income/Expense						
Income						
Airfield revenue						
Fuel Flowage Fees	17,144	70,223	75,000	-4,777	94%	180,000
Hangar rent	101,918	432,506	392,917	39,589	110%	943,000
Landing fees	2,519	10,747	12,729	-1,982	84%	30,550
Ramp rent	6,369	32,137	27,917	4,220	115%	67,000
Total Airfield revenue	127,950	545,613	508,563	37,050	107%	1,220,550
Building and land rent						
Agri land rent	6,417	30,083	29,583	500	102%	71,000
Building rents - Long Term						
Short-term leasing	37,800	192,354	235,833	-43,479	82%	566,000
Building rents - Long Term - Other	88,803	442,446	353,750	88,696	125%	849,000
Total Building rents - Long Term	126,603	634,800	589,583	45,217	108%	1,415,000
Land rent						
Basic Land Rent	11,212	58,428	53,156	5,272	110%	127,574
Property tax - tenant share	9,167	45,833	44,761	1,072	102%	107,426
Total Land rent	20,379	104,261	97,917	6,344	106%	235,000
Tank rent	1,220	6,100	6,100	0	100%	14,640
Total Building and land rent	154,619	775,244	723,183	52,061	107%	1,735,640
Other revenue						
Airport Marketing	0	20,000	8,333	11,667	240%	20,000
ARFF Training	0	0	0	0	0%	0
Commissions	0	6,902	8,333	-1,431	83%	20,000
Other income	5,772	24,803	31,250	-6,447	79%	75,000
Total Other revenue	5,772	51,705	47,916	3,789	108%	115,000
Total Income	288,341	1,372,562	1,279,662	92,900	107%	3,071,190
Gross Income	288,341	1,372,562	1,279,662	92,900	107%	3,071,190
Expense						
Administrative expenses						
A/E, consultants, brokers	5,934	27,803	19,445	8,358	143%	46,667
Airport promotion	20,245	102,840	104,583	-1,743	98%	251,000
Bad Debt Expense	0	0	2,083	-2,083	0%	5,000
Computer/Network Admin.	3,801	18,522	21,800	-3,278	85%	52,320
Dues and subscriptions	2,392	13,326	12,154	1,172	110%	29,170
Employee retirement	7,115	38,618	38,535	83	100%	92,483
FICA and medicare tax expense	5,639	30,679	30,547	132	100%	73,313
Industrial development	4,792	23,958	25,000	-1,042	96%	60,000
Insurance , property	18,750	94,167	93,750	417	100%	225,000
Insurance, medical	18,423	70,722	92,500	-21,778	76%	222,000
Kansas unemployment tax	0	246	417	-171	59%	1,000
Legal and accounting	2,925	19,337	25,000	-5,663	77%	60,000
Office salaries	41,781	237,276	249,872	-12,596	95%	599,693
Office Supplies	281	2,357	4,167	-1,810	57%	10,000
Other administrative expense	1,680	4,940	6,188	-1,248	80%	14,850
Postage	0	609	833	-224	73%	2,000
Property appraisal expense	0	0	0	0	0%	0
Property tax expense	12,083	60,417	60,417	0	100%	145,000
Special Events	300	480	833	-353	58%	2,000
Telephone	1,594	8,042	11,750	-3,708	68%	28,200
Training	1,950	1,950	4,729	-2,779	41%	11,350
Travel and meetings	109	23	6,250	-6,227	0%	15,000
Total Administrative expenses	149,794	756,312	810,853	-54,541	93%	1,946,046

	May 23	Jan - May 23	YTD Budget	\$ Over Budget	% of Budget	Annual Budget
Maintenance expenses						
Airfield maintenance	2,546	17,548	20,833	-3,285	84%	50,000
Airport Security	268	1,614	1,042	572	155%	2,500
Building maintenance	14,674	90,611	77,083	13,528	118%	185,000
Equipment fuel and repairs	4,433	39,645	33,333	6,312	119%	80,000
Fire Services	0	1,091	13,333	-12,242	8%	32,000
Grounds maintenance	-706	9,616	9,167	449	105%	22,000
Maintenance salaries	32,267	165,214	166,260	-1,046	99%	399,024
Other maintenance expenses	1,661	8,079	9,167	-1,088	88%	22,000
Snow removal expense	0	413	8,333	-7,920	5%	20,000
Utilities	9,325	103,359	116,667	-13,308	89%	280,000
Total Maintenance expenses	<u>64,468</u>	<u>437,190</u>	<u>455,218</u>	<u>-18,028</u>	<u>96%</u>	<u>1,092,524</u>
Total Expense	<u>214,262</u>	<u>1,193,502</u>	<u>1,266,071</u>	<u>-72,569</u>	<u>94%</u>	<u>3,038,570</u>
Net Ordinary Income	74,079	179,060	13,591	165,469	1,317%	32,620
Other Income/Expense						
Other Income						
Capital contributed	144,662	273,298	1,041,667	-768,369	26%	2,500,000
Gain on sale of assets	23,970	23,970	0	23,970	100%	0
Interest income						
Interest income on deposits	8,825	37,798	15,000	22,798	252%	36,000
Total Interest income	<u>8,825</u>	<u>37,798</u>	<u>15,000</u>	<u>22,798</u>	<u>252%</u>	<u>36,000</u>
Mill levy income	<u>230,457</u>	<u>1,145,117</u>	<u>1,138,696</u>	<u>6,421</u>	<u>101%</u>	<u>2,732,871</u>
Total Other Income	<u>407,914</u>	<u>1,480,183</u>	<u>2,195,363</u>	<u>-715,180</u>	<u>67%</u>	<u>5,268,871</u>
Other Expense						
Debt interest expense net						
Bond issue cost	26,800	28,181	100,000	-71,819	28%	105,000
Interest Expense on Debt	<u>44,591</u>	<u>222,953</u>	<u>222,952</u>	<u>1</u>	<u>100%</u>	<u>535,086</u>
Total Debt interest expense net	<u>71,391</u>	<u>251,134</u>	<u>322,952</u>	<u>-71,818</u>	<u>78%</u>	<u>640,086</u>
Depreciation expense	<u>250,000</u>	<u>1,250,000</u>	<u>1,250,000</u>	<u>0</u>	<u>100%</u>	<u>3,000,000</u>
Total Other Expense	<u>321,391</u>	<u>1,501,134</u>	<u>1,572,952</u>	<u>-71,818</u>	<u>95%</u>	<u>3,640,086</u>
Net Other Income	<u>86,523</u>	<u>-20,951</u>	<u>622,411</u>	<u>-643,362</u>	<u>-3%</u>	<u>1,628,785</u>
Net Income	<u><u>160,602</u></u>	<u><u>158,109</u></u>	<u><u>636,002</u></u>	<u><u>-477,893</u></u>	<u><u>25%</u></u>	<u><u>1,661,405</u></u>

Salina Airport Authority
Profit & Loss Prev Year Comparison
January through May 2023

3:44 PM
06/16/2023
Accrual Basis

	<u>Jan - May 23</u>	<u>Jan - May 22</u>	<u>\$ Change</u>	<u>% Change</u>
Ordinary Income/Expense				
Income				
Airfield revenue				
Fuel Flowage Fees	70,223	92,590	-22,367	-24%
Hangar rent	432,506	356,834	75,672	21%
Landing fees	10,747	21,196	-10,449	-49%
Ramp rent	32,137	28,275	3,862	14%
Total Airfield revenue	<u>545,613</u>	<u>498,895</u>	<u>46,718</u>	<u>9%</u>
Building and land rent				
Agri land rent	30,083	28,317	1,766	6%
Building rents - Long Term				
Short-term leasing	192,354	189,605	2,749	1%
Building rents - Long Term - Other	442,446	385,675	56,771	15%
Total Building rents - Long Term	<u>634,800</u>	<u>575,280</u>	<u>59,520</u>	<u>10%</u>
Land rent				
Basic Land Rent	58,428	67,273	-8,845	-13%
Property tax - tenant share	45,833	44,761	1,072	2%
Total Land rent	<u>104,261</u>	<u>112,034</u>	<u>-7,773</u>	<u>-7%</u>
Tank rent	6,100	6,100	0	0%
Total Building and land rent	<u>775,244</u>	<u>721,731</u>	<u>53,513</u>	<u>7%</u>
Other revenue				
Airport Marketing	20,000	0	20,000	100%
Commissions	6,902	9,372	-2,470	-26%
Other income	24,803	38,115	-13,312	-35%
Total Other revenue	<u>51,705</u>	<u>47,487</u>	<u>4,218</u>	<u>9%</u>
Uncategorized Income	<u>0</u>	<u>0</u>	<u>0</u>	<u>0%</u>
Total Income	<u>1,372,562</u>	<u>1,268,113</u>	<u>104,449</u>	<u>8%</u>
Gross Profit	<u>1,372,562</u>	<u>1,268,113</u>	<u>104,449</u>	<u>8%</u>
Expense				
Administrative expenses				
A/E, consultants, brokers	27,803	3,035	24,768	816%
Airport promotion				
Air Serv. Mktg - SAA	98,786	89,350	9,436	11%
Airport promotion - Other	4,054	3,523	531	15%
Total Airport promotion	<u>102,840</u>	<u>92,873</u>	<u>9,967</u>	<u>11%</u>
Computer/Network Admin.	18,522	14,596	3,926	27%
Dues and subscriptions	13,326	12,749	577	5%
Employee retirement	38,618	35,431	3,187	9%
FICA and medicare tax expense	30,679	30,029	650	2%
Industrial development	23,958	23,958	0	0%
Insurance , property	94,167	96,748	-2,581	-3%
Insurance, medical	70,722	65,367	5,355	8%
Kansas unemployment tax	246	209	37	18%
Legal and accounting	19,337	11,514	7,823	68%
Office salaries	237,276	225,019	12,257	5%
Office Supplies	2,357	4,436	-2,079	-47%
Other administrative expense				
Merchant Processing Fees	3,180	3,462	-282	-8%
Other administrative expense - Other	1,760	2,184	-424	-19%
Total Other administrative expense	<u>4,940</u>	<u>5,646</u>	<u>-706</u>	<u>-13%</u>
Postage	609	640	-31	-5%
Property tax expense	60,417	60,235	182	0%
Special Events	480	3,291	-2,811	-85%
Telephone	8,042	7,409	633	9%
Training	1,950	1,000	950	95%
Travel and meetings	23	7,204	-7,181	-100%
Total Administrative expenses	<u>756,312</u>	<u>701,389</u>	<u>54,923</u>	<u>8%</u>

	<u>Jan - May 23</u>	<u>Jan - May 22</u>	<u>\$ Change</u>	<u>% Change</u>
Maintenance expenses				
Airfield maintenance	17,548	18,247	-699	-4%
Airport Security	1,614	43	1,571	3,653%
Building maintenance	90,611	114,746	-24,135	-21%
Equipment fuel and repairs	39,645	41,088	-1,443	-4%
Fire Services	1,091	4,518	-3,427	-76%
Grounds maintenance	9,616	16,068	-6,452	-40%
Maintenance salaries	165,214	171,428	-6,214	-4%
Other maintenance expenses	8,079	5,860	2,219	38%
Snow removal expense	413	8,740	-8,327	-95%
Utilities	103,359	126,664	-23,305	-18%
Total Maintenance expenses	<u>437,190</u>	<u>507,402</u>	<u>-70,212</u>	<u>-14%</u>
Uncategorized Expenses	<u>0</u>	<u>0</u>	<u>0</u>	<u>0%</u>
Total Expense	<u>1,193,502</u>	<u>1,208,791</u>	<u>-15,289</u>	<u>-1%</u>
Net Ordinary Income	<u>179,060</u>	<u>59,322</u>	<u>119,738</u>	<u>202%</u>
Other Income/Expense				
Other Income				
Capital contributed				
ARPA Grant No. 45 - Equipment	0	0	0	0%
ARPA Grant No. 45 - Operating	0	75,272	-75,272	-100%
Capital contributed - Other	273,298	1,228,524	-955,226	-78%
Total Capital contributed	<u>273,298</u>	<u>1,303,796</u>	<u>-1,030,498</u>	<u>-79%</u>
Gain on sale of assets	23,970	0	23,970	100%
Interest income				
Interest income on deposits	37,798	1,940	35,858	1,848%
Total Interest income	<u>37,798</u>	<u>1,940</u>	<u>35,858</u>	<u>1,848%</u>
Mill levy income	1,145,117	1,023,356	121,761	12%
Total Other Income	<u>1,480,183</u>	<u>2,329,092</u>	<u>-848,909</u>	<u>-36%</u>
Other Expense				
2021-05-26 Storm Damage Repairs	0	7,107	-7,107	-100%
2021-12-15 Storm Damage Repairs	0	33,426	-33,426	-100%
Debt interest expense net				
Bond issue cost	28,181	814	27,367	3,362%
Interest Expense on Debt	222,953	235,221	-12,268	-5%
Total Debt interest expense net	<u>251,134</u>	<u>236,035</u>	<u>15,099</u>	<u>6%</u>
Depreciation expense	1,250,000	1,210,435	39,565	3%
Total Other Expense	<u>1,501,134</u>	<u>1,487,003</u>	<u>14,131</u>	<u>1%</u>
Net Other Income	<u>-20,951</u>	<u>842,089</u>	<u>-863,040</u>	<u>-102%</u>
Net Income	<u><u>158,109</u></u>	<u><u>901,411</u></u>	<u><u>-743,302</u></u>	<u><u>-82%</u></u>

Salina Airport Authority
Capital Additions Budget vs. Actual
As of May 31, 2023

3:49 PM
06/16/2023
Accrual Basis

	<u>May 23</u>	<u>Jan - May 23</u>	<u>Annual Budget</u>	<u>+/- Annual Budget</u>	<u>% of Annual Budget</u>
ASSETS					
Fixed Assets					
Fixed assets at cost					
Airfield					
AIP-42 Rwy 17/35 Rehab		8,947	50,410	-41,463	18%
AIP-47 Fuel Farm-A/E & Bidding		187,307	200,000	-12,693	94%
AIP-48 Rwy 12/30 Rehab Design		0	375,000	-375,000	0%
AIP-49 Fuel Farm Construction		3,133	8,417,585	-8,414,452	0%
AIP-XX AFFF to F3 Transition	3,055	3,055	25,000	-21,945	12%
AIP-XX Terminal Bldg. Expansion	9,885	52,259	55,000	-2,741	95%
AIP-XX Terminal Parking Lot Reh		8,100	560,000	-551,900	1%
Airfield Improvements		14,058	50,000	-35,942	28%
Fuel Farm Construction-Non Fed	301	20,021	1,860,000	-1,839,979	1%
GA Hangar Construction	1,162	203,194	2,912,809	-2,709,615	7%
Rwys 17/35 - 12/30 LED Lighting	14,527	57,128	30,000	27,128	190%
Total Airfield	28,930	557,202	14,535,804	-13,978,602	4%
Buildings & Improvements					
Bldg. 120 Terminal building					
Concourse Imps.		7,200	20,000	-12,800	36%
Total Bldg. 120 Terminal building	0	7,200	20,000	-12,800	36%
Building improvements					
Bldg. 412 Imps.		28,375	25,000	3,375	114%
Bldg. 520 Imps.		708	20,000	-19,292	4%
Bldg. Imps. Other		26,708	75,000	-48,292	36%
Hangar 626 Rehabilitation	301,946	462,045	5,020,000	-4,557,955	9%
Hangar 959 Rehabilitation		58,750	100,000	-41,250	59%
Total Building improvements	301,946	576,586	5,240,000	-4,663,414	11%
FBO Improvements					
Bldg. 700 Imps. Avflight North	0	0	20,000	-20,000	0%
Hangar 409-1 Imps Avflight So.	0	0	20,000	-20,000	0%
Total FBO Improvements	0	0	40,000	-40,000	0%
Pumphouse 305	0	5,069	15,000	-9,931	34%
Total Buildings & Improvements	301,946	588,855	5,315,000	-4,726,145	11%
Equipment					
Airfield Equipment	1,150	1,150	15,000	-13,850	8%
ARFF equipment	0	0	25,000	-25,000	0%
Communications equipment	0	0	20,000	-20,000	0%
Computer equipment	0	0	15,000	-15,000	0%
Industrial center equipment	0	0	25,000	-25,000	0%
Office equipment	0	0	7,500	-7,500	0%
Other Equipment	0	0	15,000	-15,000	0%
Shop equipment		7,900	15,000	-7,100	53%
Terminal bldg equipment	0	0	10,000	-10,000	0%
Total Equipment	1,150	9,050	147,500	-138,450	6%
Land					
Airport Indust. Cent. Imps.	1,955	1,955	15,000	-13,045	13%
Rail Spur Imps.	0	0	20,000	-20,000	0%
Total Land	1,955	1,955	35,000	-33,045	6%
Total Fixed assets at cost	333,981	1,157,062	20,033,304	-18,876,242	6%

4:00 PM

06/16/23

Accrual Basis

Salina Airport Authority
Distributions from the GO Temp Note Project Funds
As of May 31, 2023

Type	Date	Name	Memo	Debit	Credit	Balance
Cash in Bank-Bond Funds						828,810.24
BSB 2021-1 GO Temp Note (8146)						205,383.68
Bill Pmt -Check	05/19/2023	Cheney Construction Inc.	SAA Bldg 595 22005 Progress Payment # 8		238,369.19	-32,985.51
Transfer	05/31/2023		Funds Transfer	32,958.27		-27.24
Total BSB 2021-1 GO Temp Note (8146)						-27.24
BSB 2022-1 GO Temp Note (9668)						623,426.56
Bill Pmt -Check	05/10/2023	Hutton Corporation	H626 rehabilitation project (MRO) Design fee		12,300.00	611,126.56
Transfer	05/31/2023		Funds Transfer		32,958.27	578,168.29
Deposit	05/31/2023		Interest	601.28		578,769.57
Total BSB 2022-1 GO Temp Note (9668)						578,769.57
Total Cash in Bank-Bond Funds						578,742.33
TOTAL				33,559.55	283,627.46	578,742.33

Salina Airport Authority

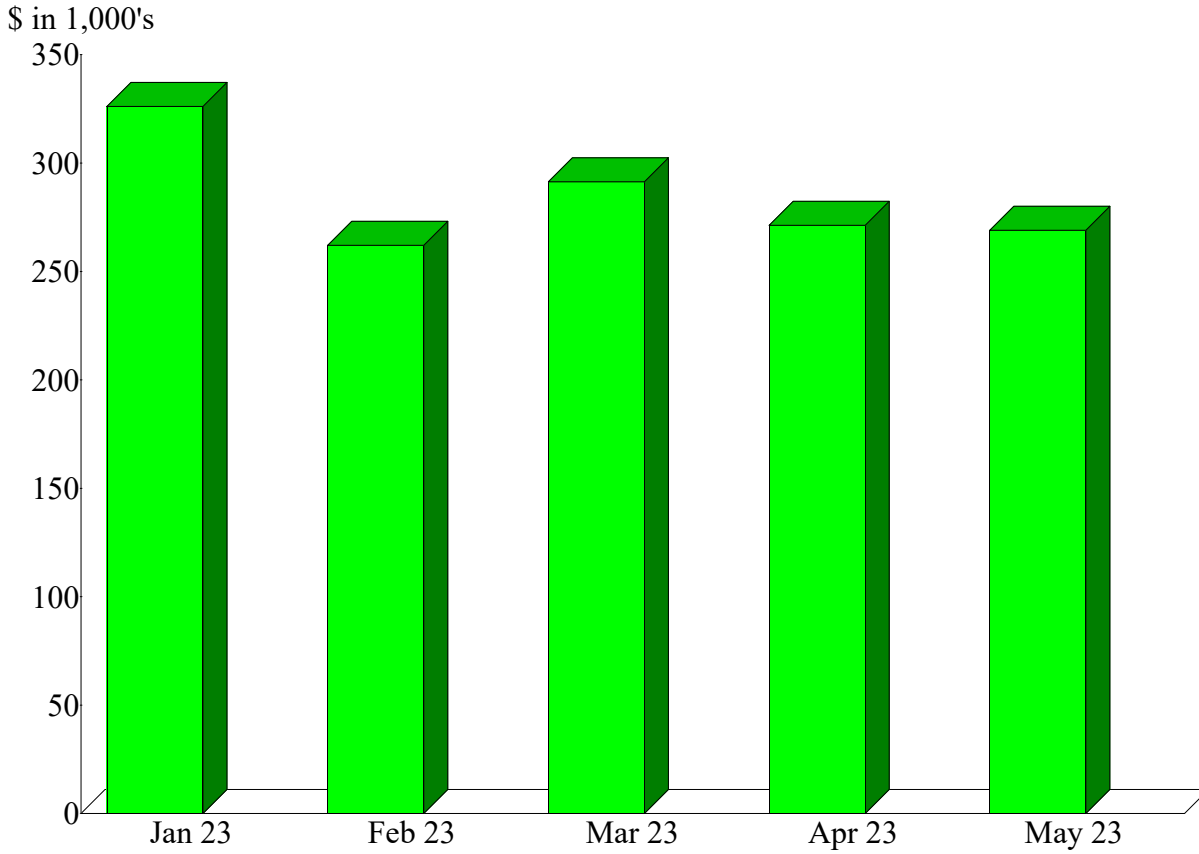
Significant Capital Expenditures Detail

May 2023

Type	Date	Name	Memo	Amount	Balance
Fixed assets at cost					
Airfield					
AIP-XX AFFF to F3 Transition					
Bill	05/27/2023	Dragun Corp	AFFF to F3 transition plan (environmental concerns)	3,055.00	3,055.00
Total AIP-XX AFFF to F3 Transition				3,055.00	3,055.00
AIP-XX Terminal Bldg. Expansion					
Bill	05/30/2023	Jviation Inc	SLN Terminal Survey & Geotech (design fee)	9,885.00	9,885.00
Total AIP-XX Terminal Bldg. Expansion				9,885.00	9,885.00
Fuel Farm Construction-Non Fed					
Bill	05/17/2023	Fastenal Company Inc.	For moving pole shed (in way of new fuel facility)- fasteners	301.25	301.25
Total Fuel Farm Construction-Non Fed				301.25	301.25
GA Hangar Construction					
Bill	05/05/2023	Dellinger Temp Fence & Supply L...	Temporary Construction Fence for GA Hangar Project	1,162.00	1,162.00
Total GA Hangar Construction				1,162.00	1,162.00
Rwys 17/35 - 12/30 LED Lighting					
Bill	05/12/2023	Border States Industries, Inc.	Ramp lights to add a third light to each pole.	13,558.68	13,558.68
Bill	05/12/2023	Border States Industries, Inc.	Ramp Light	968.48	14,527.16
Total Rwys 17/35 - 12/30 LED Lighting				14,527.16	14,527.16
Total Airfield				28,930.41	28,930.41
Buildings & Improvements					
Building Improvements					
Hangar 626 Rehabilitation					
Bill	05/05/2023	Hutton Corporation	SAA Hangar 626 Remodel Design Contract	12,300.00	12,300.00
Bill	05/12/2023	Midwest Concrete Materials, Inc. ...	Gate G3 - 1.0 CY concrete	249.00	12,549.00
Bill	05/12/2023	Lowe's Business Account Inc	Gate G3 - PVC Conduit, fasteners	121.41	12,670.41
Bill	05/15/2023	Lowe's Business Account Inc	Gate G3 - reflectors	3.79	12,674.20
Bill	05/16/2023	Cheney Door Company, Inc.	Gate G3 - Logic Board	560.00	13,234.20
Bill	05/23/2023	Accurate Electric Inc	Gate G3 - installed supplied 6' of #6 ground wire, inspected	264.91	13,499.11
Bill	05/29/2023	Dellinger Fence Co.	H626 - relocate fence and gate. Labor and Materials	2,317.00	15,816.11
Bill	05/31/2023	Hutton Corporation	SAA Hangar 626 Remodel Design Contract	12,300.00	28,116.11
Bill	05/31/2023	T & R Dirt Construction Inc	Hangar H626 Boiler Room Equipment Demo & Remove	19,375.00	47,491.11
Bill	05/31/2023	Hutton Corporation	Pay Est #2 - Hangar H626 Renovations	254,455.25	301,946.36
Total Hangar 626 Rehabilitation				301,946.36	301,946.36
Total Building improvements				301,946.36	301,946.36
Total Buildings & Improvements				301,946.36	301,946.36
Equipment					
Airfield Equipment					
Bill	05/02/2023	Jim Daws Trucking LLC	Transport DRMO 2008 Bobtail Tug from Ft. Carson, CO to SLN	1,150.00	1,150.00
Total Airfield Equipment				1,150.00	1,150.00
Total Equipment				1,150.00	1,150.00
Land					
Airport Indust. Cent. Imps.					
Bill	05/17/2023	Superior Plumbing and Heating, I...	Bldg 820 - Replace valve on main service line in building. Dug up met...	1,955.17	1,955.17
Total Airport Indust. Cent. Imps.				1,955.17	1,955.17
Total Land				1,955.17	1,955.17
Total Fixed assets at cost				333,981.94	333,981.94
TOTAL				333,981.94	333,981.94

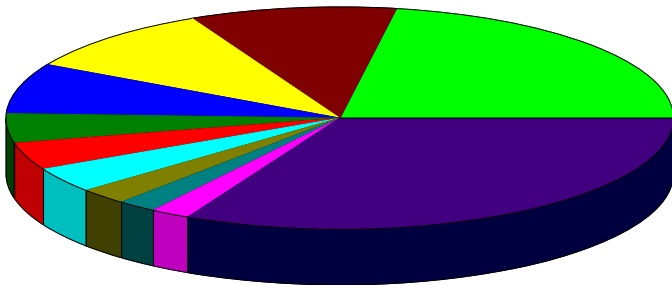
Sales by Month
January through May 2023

Dollar Sales



Sales Summary
January through May 2023

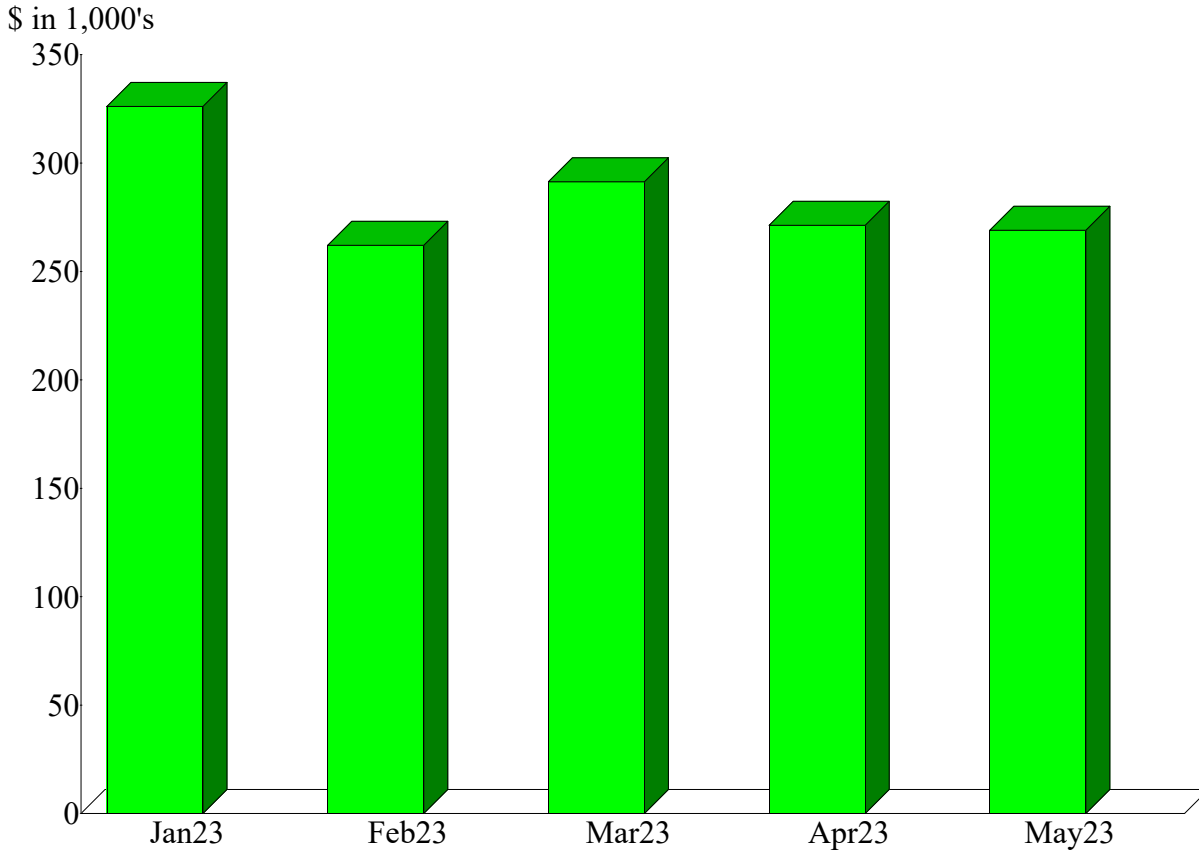
1 Vision Aviation, PLLC	22.38%
Kansas Erosion Products, LLC.	10.09
Avflight Salina	9.71
Stryten Salina, LLC	7.34
K-State Salina	4.30
Universal Forest Products (UFP)	4.07
SFC Global Supply Chain	3.67
SkyWest Airlines, Inc.	2.51
Nellis AFB	2.03
Durham School Service, L.P.	1.95
Other	31.94
Total	\$1,419,938.61



By Customer

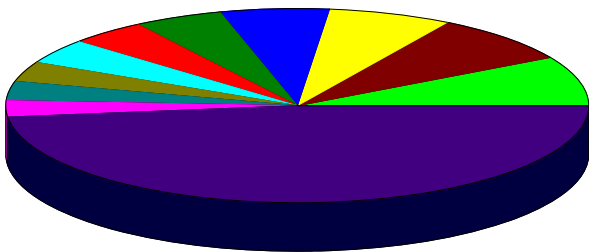
Sales by Month
January through May 2023

Dollar Sales



Sales Summary
January through May 2023

H-00959-1 (Hangar Facility H959 - 2044 S	8.28%
H-0606-3 (Hangar 606, 2630 Arnold Court	8.16
B-01021 (Building #1021 located at 3600	6.95
B-00655-3 (Bldg. #655 (96,611 SF) - 2656	6.19
Insurance(CP) (Insurance Reimbursement)	5.05
FFF-Avflight Salina (Fuel Flowage Fee @	4.45
H-0600-1 (Hangar 600 - 20,217 sq. ft.)	4.15
B-00620-1 (Building #620 (30,000 SF) an	3.36
Utility Reimbursement (Utility Reimburse	3.23
B-00626-1 (Manufacturing facility #626 (2.85
Other	47.34
Total	\$1,419,938.61



By Item

RESOLUTION NUMBER 23-10

A RESOLUTION DECLARING THE INTENT OF THE BOARD OF DIRECTORS OF THE SALINA AIRPORT AUTHORITY TO LEVY A TAX NOT TO EXCEED ONE MILL TO PROVIDE MATCHING FUNDS TO QUALIFY FOR ANY FEDERAL OR STATE GRANT RELATING TO THE DEVELOPMENT, IMPROVEMENT, OPERATION OR MAINTENANCE OF THE PUBLIC AIRPORT NOT OTHERWISE AVAILABLE FROM REVENUES OF THE AIRPORT FACILITY AND DIRECTING THE PUBLICATION OF NOTICE OF THE INTENTION TO MAKE SUCH ADDITIONAL LEVY.

BE IT RESOLVED by the Board of Directors of the Salina Airport Authority (the "Authority"):

1. Pursuant to K.S.A. 27-322(b), if the Authority is required to provide matching funds to qualify for any federal or state grant relating to the development, improvement, operation or maintenance of the public airport, and such funds are not otherwise available from revenues of the airport facility ("Matching Funds"), the Authority may levy a tax not to exceed one mill upon each dollar of the assessed tangible valuation of the property of the city.

2. In anticipation of the requirement to provide Matching Funds, the Board of Directors declares its intent to levy for that purpose a tax not to exceed one mill upon each dollar of the assessed tangible valuation of the property of the city.

3. As required by K.S.A. 27-322(b), the Board of Directors directs Salina Airport Authority staff to cause the following notice of its intent to be published in the *Salina Journal* once each week for two consecutive weeks:

NOTICE (K.S.A. 27-322(b))

The Board of Directors of the Salina Airport Authority intends pursuant to K.S.A. 27-322(b) to levy a tax not to exceed one mill upon each dollar of the assessed tangible valuation of the property of the city for when the Authority is required to provide matching funds to qualify for any federal or state grant relating to the development, improvement, operation or maintenance of the public airport, and such funds are not otherwise available from revenues of the airport facility.

This notice shall be published once each week for two consecutive weeks. If within 30 days next following the last publication of this notice a petition signed by not less than 5% of the qualified electors of the city requesting an election on the question of levying the additional mill authorized by K.S.A. 27-322(b) is filed with the City Clerk, an election on the question shall be noticed, called and held in the manner prescribed under the general bond law. If a majority of the qualified electors of the city voting at

such election vote “no” on the question of levying the additional mill, no levy shall be made under this subsection.

Salina Airport Authority
Tod Roberg, Chair

4. This resolution shall be in full force and effect following its adoption this 21st day of June 2023.

Tod Roberg, Board Chair

ATTEST:

Kasey L. Windhorst, Board Clerk

SALINA AIRPORT AUTHORITY
RESOLUTION 23-11

**A RESOLUTION DESIGNATING THE DEPOSITORIES FOR FUNDS
OF THE SALINA AIRPORT AUTHORITY AND DESIGNATING THE INDIVIDUALS
AUTHORIZED TO SIGN CHECKS ON SAID ACCOUNTS AND
DIRECTING HOW SAID CHECKS ARE TO BE SIGNED:**

BE IT RESOLVED, that Sunflower Bank, N.A., UMB National Bank of America, First Bank Kansas, Bank of America, N.A., Equity Bank, and Bennington State Bank, all of Salina, Kansas and State of Kansas Municipal Investment Pool be and are hereby designated depositories of the Salina Airport Authority and that funds so deposited may be withdrawn upon a check, draft, note or other order of the Authority.

BE IT FURTHER RESOLVED, that all checks, drafts, notes or orders drawn against said accounts be signed by either the Chair, Vice-Chair, Secretary, Treasurer, or Past Chair, and either the Executive Director, Director of Administration and Finance, or Director of Facilities and Construction.

Tod Roberg	Chair
Stephanie Klingzell Carlin	Vice-Chair
John O'Brien	Secretary
Donald Boos	Treasurer
Kristin Gunn	Past Chair
Timothy F. Rogers, A.A.E.	Executive Director
Michelle R. Swanson, C.M.	Director of Administration and Finance
Maynard Cunningham	Director of Facilities and Construction

BE IT FURTHER RESOLVED, that all of the above banks are authorized and directed to honor and charge to the account of the Authority all checks drawn against the account of the Authority which bear the actual signature of at least one of the above named persons and may bear the facsimile signatures of two of the other named persons, after specimens of such facsimile signatures have been filed with the above designated banks, unless such banks have been notified of the limitation or qualification upon the use of such specimen facsimile signatures by anyone of the aforesaid officers of the Authority.

BE IT FURTHER RESOLVED, that said banks are hereby authorized and directed to honor and pay all checks, drafts, notes or orders so drawn, whether such checks, drafts, notes or orders be payable to the order of any such person signing and/or countersigning said checks, drafts, notes or orders, or any of such persons in their individual capacities or not, and whether such checks, drafts, notes or orders are deposited to the individual credit of any of the other officers or not. This resolution shall continue in force and said banks may consider the facts concerning the holders of said office, respectively, and their signatures to be and continue as set forth in the certificate of the Secretary or Treasurer, accompanying a copy of this resolution when delivered to said banks or in any similar subsequent certificate, until written notice to the contrary is duly served on said banks.

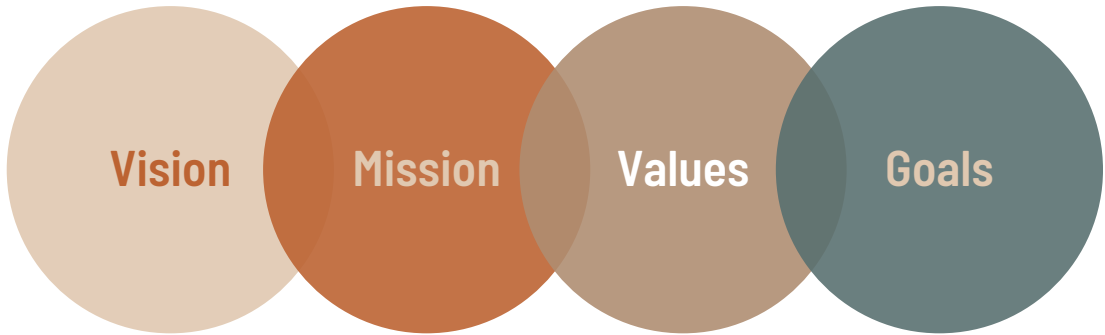
Adopted by the Board of Directors of the Salina Airport Authority on this 21st day of June, 2023.

By: _____
Tod Roberg, Chair

Attest: _____
Kasey Windhorst, Board Clerk



Salina Airport Authority Strategic Planning



We continue to strategically plan for the future, creating a map to success. With input from our SAA Board, SAA Employees, SAA Leadership, and trusted partners, we set our vision, mission and values to provide clarity and strategic alignment between our purpose, values and goals. These provide a framework for decision-making, prioritization, organizational growth, and will assist in creating a successful future!

Vision	Mission
Charting the course for global success.	To be a trusted global leader propelling economic growth for aerospace, business, industry, and military by strengthening partnerships.
Values	Goals
Safety Trust Adaptability Rooted in Community Success	Continue building on the 2023 priorities and 2024 Goals outlined below

2024 GOALS BY CORE VALUE

The 2024 goals support the SAA vision and mission and directly relate to the SAA core values. Each goal may align with multiple core values; however, they are organized by the primary core value they uphold.



SAFETY

Approach each day's tasks with attention and dedication to the safety of staff, airport users, tenants, and the public. Safety goals are achieved by means of planning and execution.

- 1. Enhance Safety Measures:** Implement comprehensive safety protocols and procedures to ensure the well-being of staff, airport users, tenants, and the public. Continuously review and improve safety practices through regular training, inspections, and evaluations.
- 2. Schilling Air Force Base Environmental Cleanup Project:** Relates to the core value of "Safety" by addressing environmental hazards and contaminants present at the former air force base, which may pose risks to human health and the environment. By actively participating in the cleanup project, the organization demonstrates its commitment to ensuring the safety of staff, contractors, and the surrounding community.
- 3. Transition to PFAS/PFOS free fighting agents:** Relates to the core value of "Safety" by prioritizing the safety of staff, airport users, tenants, and the public through the implementation of safer firefighting agents.
- 4. Prepare and finalize LOAs to support scheduled FOL deployments, military, federal agencies, and DOD contractors:** Relates to the core value of "Safety" by encompassing not only the safety of personnel and operations, but also the safety of the nation. The organization's commitment to safety, in collaboration with military and government entities, reflects dedication to upholding the highest safety standards and safeguarding the nation by prioritizing the well-being and security of personnel, equipment, and resources.



TRUST

Trust is earned by adhering to the SAA's Code of Ethics and commitment to fair and equitable treatment of all individuals, organizations, and entities.

- 1. Promote Ethical Conduct:** Uphold the SAA's Code of Ethics and ensure fair and equitable treatment of all individuals, organizations, and entities. Build a culture of trust and integrity, reinforcing ethical behavior at all levels of the organization.

2. **2023 Audit / CAFR:** Relates to the core value of "Trust" by ensuring financial accountability and transparency through a successful audit and the achievement of a certificate of achievement from the Government Finance Officers Association (GFOA).
3. **Compliance with new GASB 96 (SIBITAs):** Relates to the core value of "Trust" by adhering to new accounting standards, ensuring financial reporting consistency and accuracy.
4. **Update Disadvantaged Business Enterprise (DBE) Program:** Relates to the core value of "Trust" by ensuring fair and equitable treatment of all individuals and organizations, as well as promoting diversity and inclusivity within the airport's contracting and procurement processes.
5. **Update job descriptions for executive staff:** Relates to the core value of "Trust" by ensuring clarity and transparency in executive staff roles and responsibilities, promoting fair and equitable treatment within the organization.



ADAPTABILITY

An important factor for economic and organizational success is the ability to adapt to fit changing local and world events. To meet the challenges of change, SAA board members and staff members are committed to make affective adjustments to goals and objectives.

1. **Promote Adaptability:** Embrace a proactive approach to adapt to changing local and global events. Invest in modern infrastructure and cutting-edge technology to meet the evolving needs of the aerospace, business, industry, and military sectors. Continuously assess market trends, technological advancements, and regulatory changes to make effective adjustments to goals and objectives, ensuring the airport remains competitive and responsive to evolving needs.
2. **SLN airfield development:** Relates to the core value of "Adaptability" by making effective adjustments to goals and objectives to meet the changing needs of the aviation industry and ensure the airport remains competitive.
3. **Incorporate new technology and innovations into SAA facilities and operations:** Relates to the core value of "Adaptability" by embracing technological advancements to enhance operations and adapt to the evolving needs of the aerospace industry.
4. **Integrate LeaseQuery software with facility maintenance responsibilities required as lessor:** Relates to the core value of "Adaptability" by incorporating new software to streamline facility maintenance responsibilities and adapt to changing lease management requirements.



ROOTED IN COMMUNITY

The SAA's goals and objectives are intended to result in a positive economic impact through partnerships that lead to business and jobs growth. The Airport Authority's partnerships also help improve the Salina community's quality of life.

1. **Drive Economic Growth:** Develop strategies and initiatives that attract new businesses, industries, and investments to the airport. Work closely with local and regional economic development organizations to create a conducive environment for business growth, resulting in increased job opportunities and economic prosperity.
2. **SLN North Ramp development:** Relates to the core value of "Rooted in Community" by contributing to the economic impact through partnerships, leading to business and job growth in the community.
3. **SLN West commercial and military development:** Relates to the core value of "Rooted in Community" by creating opportunities for economic growth and partnerships that improve the Salina community's quality of life.
4. **Airport Industrial Center development Sites:** Relates to the core value of "Rooted in Community" by fostering partnerships that lead to business and jobs growth, contributing to a positive economic impact in the community.
5. **SLN/SAIC Economic Impact Analysis:** Relates to the core value of "Rooted in Community" by assessing the economic impact of the airport and the Airport Industrial Center, which helps in understanding the positive influence on business and job growth in the community.
6. **Publish and distribute SAA Reporting Points:** Relates to the core value of "Rooted in Community" by providing regular updates and information to the Salina Regional Airport and Airport Industrial Center community, fostering transparent and effective communication.
7. **Promote air service and the Salina Regional Airport:** Relates to the core value of "Rooted in Community" by partnering with various stakeholders and organizations to showcase the airport's services and facilities, contributing to economic growth and community engagement.
8. **Market and lease the new General Aviation aircraft storage hangars:** Relates to the core value of "Rooted in Community" by attracting tenants for the newly developed hangars, promoting business growth, and contributing to the economic impact of the airport.
9. **Refresh Terminal building advertising and marketing materials:** Relates to the core value of "Rooted in Community" by effectively promoting advertising opportunities at the terminal building, generating additional revenue, and contributing to the economic success of the airport.
10. **Maintain up-to-date information on the SAA website:** Relates to the core value of "Rooted in Community" by providing accurate and current information about available airport and industrial center properties, attracting potential tenants, and working towards achieving a high building occupancy rate.



SUCCESS

The Airport Authority's success is measured by the success of its tenants, community partners, clients, and staff members.

- 1. Measure Success Through Stakeholders:** Gauge the success of the Airport Authority by evaluating the success of tenants, community partners, clients, and staff members. Continuously strive to create an environment that enables the achievement of their goals and fosters professional development.
- 2. Staff professional development and training:** Relates to the core value of "Success" by investing in the development and growth of staff members, leading to their success and ultimately contributing to the success of the Airport Authority.
- 3. Multiple hub air service:** Relates to the core value of "Success" by seeking partnerships with multiple airlines and expanding air service connections globally, contributing to the airport's vision of global success.
- 4. Maintain \$1.8M operating cash / reserve fund balance:** Relates to the core value of "Success" by maintaining a healthy financial position and ensuring the airport's ability to meet operational needs and unexpected challenges.
- 5. Maintain Aa3 on GOULT:** Relates to the core value of "Success" by maintaining a high credit rating, which demonstrates financial stability and reliability to investors and stakeholders.
- 6. Achieve a 90% building occupancy rate:** Relates to the core value of "Success" by maximizing the utilization of airport facilities, contributing to financial success and demonstrating the attractiveness of the airport to potential tenants.
- 7. Maximize available grant funding opportunities through various agencies:** Relates to the core value of "Success" by actively seeking grant funding opportunities from organizations like the Federal Aviation Administration, Economic Development Administration, and the Kansas Department of Transportation, to support airport development and growth.
- 8. Increase employee morale and develop job satisfaction program:** Relates to the core value of "Success" by prioritizing the well-being and job satisfaction of staff members, ultimately reducing turnover and creating a positive work environment.
- 9. Assist in the SAA succession plans:** Relates to the core value of "Success" by actively participating in the development of succession plans, ensuring a smooth transition for future staff replacements and maintaining the continuity of operations.

SALINA AIRPORT AUTHORITY

2024 Budget Timeline

CALENDAR OF EVENTS

JUN 21 8:00 AM SAA Regular Board Meeting
 Resolution declaring intent to levy up to 1 mill for grant matching funds

30
 SAA publishes notice of intent to levy up to one mill (KSA 27-322 (b)) - *1st Publication*

June						
Su	Mo	Tu	We	Th	Fr	Sa
				1	2	3
4	5	6	7	8	9	10
11	12	13	14	15	16	17
18	19	20	21	22	23	24
25	26	27	28	29	30	
3	10	18	26			

JUL 2
 SAA publishes notice of intent to levy up to one mill (KSA 27-322 (b)) - *2nd Publication*

19 8:00 AM SAA Regular Board Meeting
 Mill Levy Projections / Review 2024 GO Bond Debt Service Schedule and Intent to levy above RNR

19
 Notify County Clerk of proposed tax rate and RNR and Budget Hearing dates

July						
Su	Mo	Tu	We	Th	Fr	Sa
						1
2	3	4	5	6	7	8
9	10	11	12	13	14	15
16	17	18	19	20	21	22
23	24	25	26	27	28	29
30	31					
3	9	17	25			

AUG 2
 End of petition period to levy one mill for grant matching funds

16 SAA Regular Board Meeting
 2024 Capital Budget

17, 20, 23
 Publish notice of Budget Hearing

30 4:00 p.m. SAA Special Board Meeting - RNR Hearing and Mill Levy Budget
 Consider Resolution to Exceed RNR

August						
Su	Mo	Tu	We	Th	Fr	Sa
						1
						2
3	4	5	6	7	8	9
10	11	12	13	14	15	16
17	18	19	20	21	22	23
24	25	26	27	28	29	30
31						
1	8	16	24	30		

SEP 20 8:00 AM SAA Regular Board Meeting
 2024 Operating Revenue Projections
 2024 Operating Plan & Goals
 Review Mission Statement
 Mill Levy Budget Resolution
 SAA certifies mill levy with County Clerk

September						
Su	Mo	Tu	We	Th	Fr	Sa
						1
						2
3	4	5	6	7	8	9
10	11	12	13	14	15	16
17	18	19	20	21	22	23
24	25	26	27	28	29	30
6	14	22	29			

OCT 18 8:00 AM SAA Regular Board Meeting
 2024 Operating Revenue & Expense Projections
 Review of updated Rates & Charges

October						
Su	Mo	Tu	We	Th	Fr	Sa
1	2	3	4	5	6	7
8	9	10	11	12	13	14
15	16	17	18	19	20	21
22	23	24	25	26	27	28
29	30	31				
6	14	21	28			

NOV 15 8:00 AM SAA Regular Board Meeting
 Review Draft Budget Report

November						
Su	Mo	Tu	We	Th	Fr	Sa
						1
						2
						3
5	6	7	8	9	10	11
12	13	14	15	16	17	18
19	20	21	22	23	24	25
26	27	28	29	30		
5	13	20	27			

DEC 20 8:00 AM SAA Regular Board Meeting
 Final Budget Approval

December						
Su	Mo	Tu	We	Th	Fr	Sa
						1
						2
3	4	5	6	7	8	9
10	11	12	13	14	15	16
17	18	19	20	21	22	23
24	25	26	27	28	29	30
31						
5	12	19	26			

DATE: June 13, 2023
TO: Tim Rogers
FROM: Maynard Cunningham
SUBJECT: June 21, 2023, SAA Regular Board Meeting

Facilities and Construction Notes

New Projects

- **PH305 (SLN Fuel Facility Construction) AIP-49** –The grant application for construction of the SLN Fuel Facility was submitted to the FAA June 5, 2023. The base bid which includes relocation of the self-fuel station, new fuel facility construction (120,000 gallons Jet-A, 12,000 gallons Avgas, 20,000 gallons de-fuel, and demolition of existing fuel facility above-ground equipment were included in the grant application.

Current Projects

- **H626 (Hangar Rehabilitation) – Rehabilitation Construction –**



Hutton was selected as the Construction Manager at Risk (CMAR) for the Hangar 626 Rehabilitation. The hangar door subcontractor Reddi proposed a value engineered option to reduce the number of hangar doors and overall hangar door cost. Masonry subcontractor CL Masonry began CMU block infill in areas where windows were removed. Plumbing rough-in is in process for the new restrooms by subcontractor Central Mechanical Wichita.

- **H959 (1 Vision Aviation) – Air Discharge Analysis –** SAA, Dragun and partner Environmental Partners visited 1 Vision’s hangar bay December 15, 2022, and met with 1 Vision personnel to review processes, coatings, and air discharge analysis requirements. From Dragun’s review, it has been determined that the coatings in use and the volume calculations indicate that 1 Vision’s annual usage is below state regulation thresholds. An updated hangar layout and current paint volume projections were recently provided to Dragun and Environmental Partners for review.
- **General Aviation Hangars (C-Hangars) –** The site survey has been completed and preliminary engineering design site plans have been received. SAA has received one set of building plans and footing drawings, awaiting corrections on a second set, and have not received the remaining two sets. Each building consists of either two, three, or four hangar units, with 13 total hangar units.

- **Runway 12/30 AIP-48** – SAA received an award offer from the FAA on May 15, 2023 for design of the rehabilitation of Runway 12/30, including asphalt mill and overlay, edge lighting, lighted guidance signs, and removal of portions of excess pavement. Jviation is the engineering consultant performing the design. Formulation work including surveying and scanning the runway and associated areas was completed June 5-9, 2023.

Special Projects

- **Former SAFB (Schilling Air Force Base) Environmental Cleanup Project – Plume B Excavation** – Excavation of a site near Building 614, as part of the Former SAFB environmental cleanup project, requires relocation of utilities for SAA Building 614 (maintenance shop) prior to the site excavation. Dragun Corp. has developed the scope of work and will seek contractor bids for the utility relocation including water, sewer, gas, and overhead electric power lines.
- **CTX Devices at SLN** - TSA approval has been received for a computed tomography explosives (CTX) detection device for checked baggage at the airport terminal building to improve passenger and bag screening. CTX device installation has been delayed due to the unit needing to be recertified.
- **ACARS at SLN Terminal Building** – Collins Aerospace has scheduled installation of the Aircraft Communications Addressing and Reporting System (ACARS) Ground Radio Station components at SLN airport terminal building. ACARS is a digital datalink system for transmission of messages between aircraft and ground stations. Verizon installed data service May 11, 2023. Some equipment has arrived in advance of the installation date scheduled June 20-21, 2023.

Completed Projects

- **PH305 (SLN Fuel Facility Design) AIP-47** – The bid opening for the new fuel facility was held May 22, 2023 at 2:00 PM. One bidder was present and submitted a bid package.
- **AIT Device at SLN** - Installation of the Advanced Imaging Technology (AIT) device, commonly referred to as full body scanner technology was completed May 17-18, 2023 at the airport terminal building.



DATE: June 16, 2023

TO: Tim Rogers, Executive Director

FROM: Kasey L. Windhorst

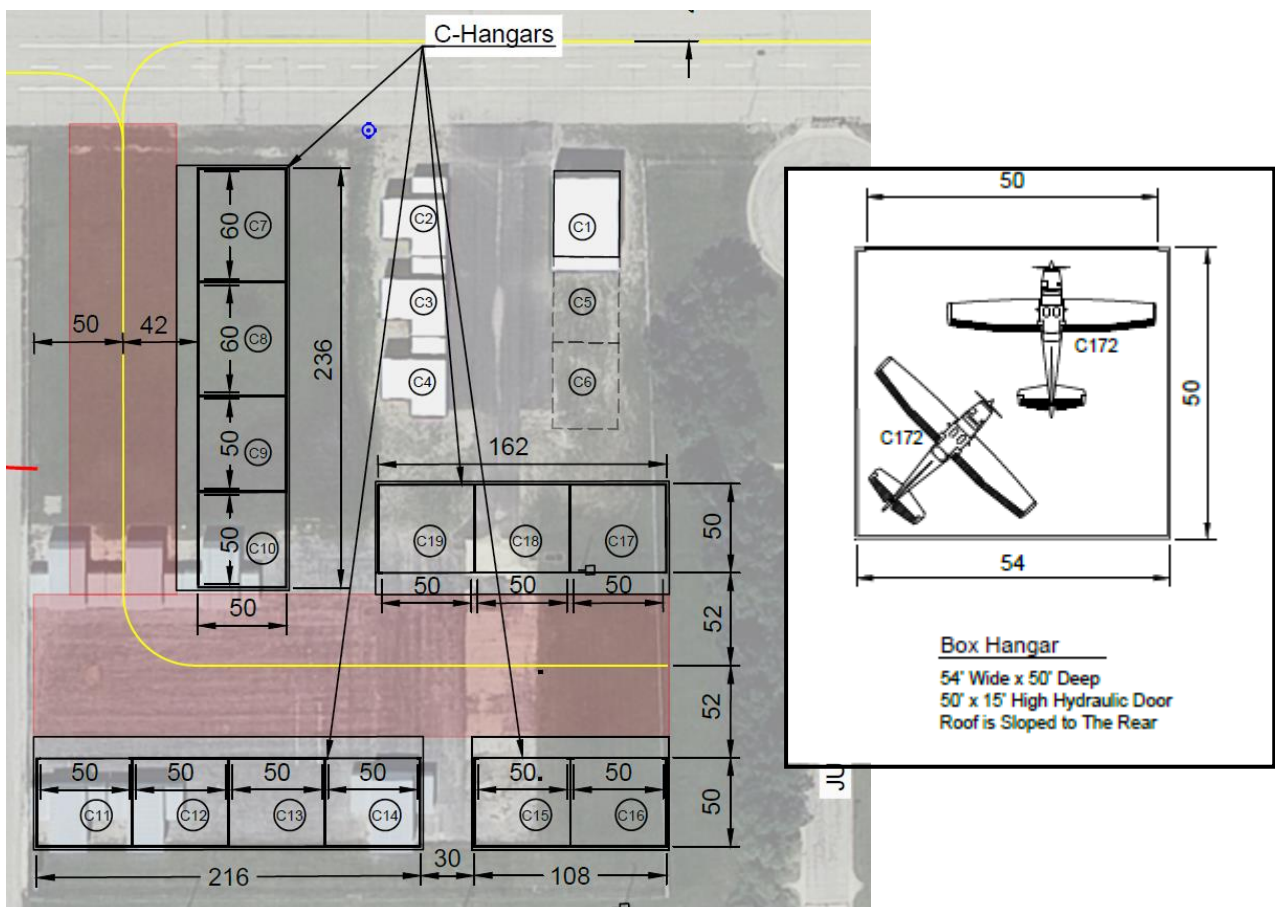
SUBJECT: June Board Meeting Update

Airport Certification Inspection

SAA staff recently completed the annual Part 139 airport certification and safety inspection by the Federal Aviation Administration (FAA). The Annual Airport Certification Inspection of Salina Regional Airport was conducted in two phases: The administrative portion began on May 15, 2023 and concluded on May 19, 2023; the on-site portion was conducted on May 24, 2023. The inspection was conducted to determine compliance with Title 14 CFR Part 139, the Airport Certification Manual, and the Airport Operating Certificate. The FAA noted a few minor findings to Part 139 during the inspection which included one airfield paint marking, one employee training record, and replacement of faded placards. All items have been corrected prior to the FAA correction date of July 31, 2023.

General Aviation (GA) Hangars Update

SAA staff have pre-leased (11) of the new General Aviation (GA) box hangars and only have (2) hangars available. The two remaining hangars are C13 and C16.



School Tours

K-State Salina hosted multiple aviation summer camps during the month of June. Students ranging in age from 3rd grade – 12th grade participated. SAA ARFF & Operations staff assisted the Kansas State Salina flight team by providing tours of the SLN ARFF station and fire truck demonstrations. Students were able to learn about the basics of flight, anatomy of an aircraft, pilot training, and were able to fly state-of-the-art flight simulators to expand their knowledge of aviation.

SAA Staff

The Deputy Executive Director job announcement is posted on multiple online job boards such as American Association of Airport Executives (AAAE), Kansas Association of Airports (KAA), National Association of State Aviation Officials (NASAO), KSU Career Center as well as other social media sites. The announcement is also available on the SAA website at the following link.

<https://www.salinaairport.com/media/37108/deputy-executive-director-job-announcement.pdf>

Resumes are being accepted until Friday, June 30, 2023.

Announcements

Below are the upcoming regular scheduled board meetings and special board meetings through the end of the year. All board meetings will be held at Hangar H600, Room 100.

Wednesday, June 21, 2023, 8:00 a.m.	Regular Board Meeting
Wednesday, July 19, 2023, 8:00 a.m.	Regular Board Meeting
Wednesday, August 16, 2023, 8:00 a.m.	Regular Board Meeting
Wednesday, August 30, 2023, 4:00 p.m.	Special Board Meeting
Wednesday, September 20, 2023, 8:00 a.m.	Regular Board Meeting
Wednesday, October 18, 2023, 8:00 a.m.	Regular Board Meeting
Wednesday, November 15, 2023, 8:00 a.m.	Regular Board Meeting
Wednesday, December 20, 2023, 8:00 a.m.	Regular Board Meeting